


# QF



## Quick-Fit Price Catalog 2016



Made in  
the USA



# Nordfab Ducting

## The World's Fastest Ducting

Nordfab's Quick-Fit™ (QF) is "The World's Fastest Ducting" in every aspect of your dust collection installation. From the time you first need design or quotation assistance, through delivery and installation, to after sales service and replacement parts, Nordfab lives up to being "The World's Fastest Ducting".

- QF clamps together in seconds without welds, bolts, screws, flanges, special tools, precise measurements or specialized skills. It cuts installation time – and duct-related downtime – by more than 45% over traditional ductwork.
- Our nationwide distribution network understands the urgency of your requests and has the tools and training to design and quote a system very quickly.
- Nordfab ships most QF orders in four days or less. And if you have an emergency, we can often get stock or galvanized standard parts out on the day you call.
- Once your QF ducting is installed, you can quickly and easily take it apart for cleaning or to reconfigure for any floor plan changes.

Quick-Fit is ideal for most dust, mist and fume collection applications.



## Enhanced Production Capabilities



Nordfab currently owns and operates two office and manufacturing facilities in Thomsville, North Carolina, an 80,000 ft<sup>2</sup> facility for manufacturing QF products and a 30,000 ft<sup>2</sup> facility for manufacturing heavier gauge products. More than 140 production, sales, and customer support employees work at our facility. No direct competitor in the industry matches Nordfab's investment in qualified employees, R&D or production technology.

Nordfab is ISO 9001:2008 and ISO 14001:2004 registered, ensuring our dependability, quality, service, delivery, and minimum impact on the environment.

REGISTERED  
**ISO**  
9001:2008  
14001:2004

Nordfab is a global manufacturer with facilities in Europe (Scandinavia and the United Kingdom) and Asia as well as the USA.

This catalog contains pricing for Nordfab Quick-Fit ducting in galvanized and 304 stainless steel in diameters from 3" to 24". We can also provide black metal, aluminum, and 316SS, as well as galvaneal. If you are in need of custom fittings for specialized applications, ask your salesperson for availability. Visit [www.nordfab-us.com](http://www.nordfab-us.com) for Technical Data sheets and additional product information.

# Table of Contents

Description	Part #	Center Line Radius	Page	Description	Part #	Page
About Leak-Free System			41	Hose Adapter	3282	22
Adjustable Nipple W/ O-Ring	3202		6	Hose Clamp	3285	27
Adjustable Nipple 18ga	3202-XX18		10	In-Cut	3223	21
Adj. Nipple Assembly 16ga	3201-XXHG		10	In-line Spark Trap	3255	41
Angle Flange	3261		9	Jet Cap	3258	36
Angle Flange Adapter	3250		8	Leak-free Gasket	3190	41
Angle Flange Gasket	3263		9	Leak-free O-Ring	3191	41
◇ Ball Joint	3209		39	Machine Adapters	3249	22
Barrel Hood	3271		29	Mist Recycler	3192	40
Bell Mouth Hood	3251		30	No-Loss Stackhead	3204	36
Blast Gate Automatic NFES	3245		26	O-Ring	3262	6
Blast Gate Automatic SD	3242		26	Pipe Hanger	3265	33
Blast Gate Manual	3240		25	Pipe Hanger HJ	3265HJ	33
Blast Gate NFMES	3241		25	QF Pipe	3200	6
Bleed-In Valve	3207		39	QF Pipe 18ga	3200-XX18	10
Branch	3220		19	QF Pipe 16ga	3200-XXHG	10
Bridge Clamp (Hose)	3288		27	Radial Arm Saw Hood	3229	30
Butterfly Valve	3208		39	Reducer	3222	23
Canopy Hood	3270		29	Reed Switch Assembly 1.06	3245-0000-RSW106	26
Clamp Hanger	3265		34	Reed Switch Assembly 2.50	3203-0000-RSW250	31
Clamp w/ Pin - Nitrile Seal	3260		7	Rigid Flex Steel Hose	3281	28
Clamp w/ Pin - Silicone Seal	3260		7	Router Hood	3231	29
Clamp w/ Pin - ePTFE Seal	3260		7	Router Hood w/ Magnet	3232	29
Custom Manifold	-		30	Rubber Hose	3280	27
Damper, Back Draft	3219		37	Silencer	3106	37
◇ Diverter Valve Automatic	3236		31	Sliding Access Panel	3103	38
◇ Diverter Valve Manual	3235		31	Static Dissipative Urethane Hose	3279	27
◇ Diverter Valve SD Automatic	3234		32	Strut Hanger	3265	34
◇ Diverter Valve SD Manual	3233		32	Suction Hood	3230	30
Double Branch	3226		20	Suction Nozzle Assembly	3272-0400	40
Drawing Service	DS/MC		43	Tap-In	3224	21
Elbow	3210	90°	11	T-Branch	3227	20
		60°	11	Transition Rectangular to Round	3225	23
		45°	12	Ultra Flex Steel Hose	3283	28
		30°	12	Vibration Isolator	3206	38
		90° Long Radius	13	Viewing Spool	3205	40
		60° Long Radius	13	Y-Branch	3221	19
		45° Long Radius	14	Adj. Nipple Install Instructions		43
		30° Long Radius	14	Air Volume Chart		48
Elbow Flanged	3211	90°	15	Branch Styles		43
		60°	15	Conditions of Sale		50
		45°	16	Drawing Service		43
		30°	16	Flex Hose Styles		28
Elbow 16ga	3212	LSB 1.5 CLR	18	Installation Tips		46
Elbow Tubed	3214	1.5 & 2.5 CLR	17	Leak-Free System		41
End Cap	3151		24	Manifold Specification		42
End Cap with Bird Screen	3152		24	Parts List		4-5
Flanged Pipe	3201		8	Reducer Styles		44
Flashing - Wall	3238		35	Return Goods Chart		51
Flashing - Roof	3237		35	Shipping Details		49
Flashing - Roof Skirt	3239		35	Sizing a Pipe System		48
Floor Sweep	3248		40	Take-Off Sheet		47
Gripple Hanger	3266		33	Transition Styles		45

Catalog and prices are subject to change without notice  
 General Conditions of Sale apply  
 Product photographs reference only  
 All photos property of Nordfab Ducting



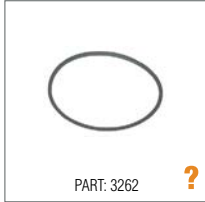




◇ Long Lead Items

PRODUCT CODE	DIAMETER INCHES	MATERIAL	SPECIAL USE
3210-0790-107000			
		DEGREE	CL RADIUS
MATERIAL AVAILABLE: 1- GALVANIZED STEEL, 2- 304 STAINLESS STEEL			



# Nordfab Ducting Parts List

## Pipe & Clamps

<b>QF Pipe</b>  PART: 3200 ? Page 6	<b>Adjustable Nipple</b>  PART: 3202 ? Page 6	<b>O-Ring</b>  PART: 3262 ? Page 6	<b>Clamps</b>  PART: 3260 ? Page 7	<b>Flanged Pipe</b>  PART: 3201 ? Page 8	<b>16ga &amp; 18ga Pipe</b>  PART NO. 3200-XXHG PART NO. 3200-XX18 Page 10	<b>16ga Nipple Assembly &amp; 18ga Nipple</b>  PART NO. 3201-XXHG PART NO. 3202-XX18 Page 10
--	---	--	--	---	---	---

## Elbows








<b>Elbows</b>  PART: 3210 ?? Page 11-12	<b>Long Radius Elbows</b>  PART: 3210 LR Page 13-14	<b>Flanged Elbows</b>  PART: 3211 Page 15-16	<b>Tube Elbows</b>  PART: 3214 Page 17	<b>16ga Elbows</b>  PART: 3212 Page 18
--	---	--	--	---

**QF Ducting cuts installation and downtime by more than 45%**





## Branches

<b>Branch</b>  PART: 3220 ? Page 19	<b>Y-Branch</b>  PART: 3221 ? Page 19	<b>Double Branch</b>  PART: 3226 ? Page 20	<b>T-Branch</b>  PART: 3227 ? Page 20	<b>In-Cut</b>  PART: 3223 ? Page 21	<b>Tap-In</b>  PART: 3224 ? Page 21
---	--	---	--	---	--

## Adapters

<b>Hose Adapter</b>  PART: 3282 ? Page 22	<b>Machine Adapter</b>  Expanded Raw PART: 3249 ? Page 22	<b>Angle Flange Adapter</b>  PART: 3250 ? Page 8	<b>Angle Flange &amp; Flange Gasket</b>  PART: 3261 ?? Page 9	<b>Reducer</b>  PART: 3222 ? Page 23	<b>Transition Rectangular to Round</b>  PART: 3225 Page 23	<b>End Cap and End Cap w/ bird screen</b>  PART: 3151 ? PART: 3152 ? Page 24
--	---	--	---	---	--	---

## Blast Gates

<b>Blast Gate Manual</b>  PART: 3240 ? Page 25	<b>Blast Gate NFMS Manual</b>  PART: 3241 ? Page 25	<b>SD Auto Blast Gate</b>  PART: 3242 ? Page 26	<b>Blast Gate NFES Automatic</b>  PART: 3245 ? Page 26
---	---	---	--

**SEEING IS BELIEVING**  
 To see videos on Quick-Fit, visit [DuctingSystems.com](http://DuctingSystems.com)

## Hoses & Clamps

<b>Black Rubber Hose</b>  PART: 3280-XXXX-000000 ? Page 27	<b>Clear Rubber Hose</b>  PART: 3280-XXXX-700000 ? Page 27	<b>Hose Clamp</b>  PART: 3285 ? Page 27	<b>Bridge Hose Clamp</b>  PART: 3288 ? Page 27	<b>Static Dissipative Urethane Hose</b>  PART: 3279 ? Page 27	<b>Rigid Flex Steel Hose</b>  PART: 3281 ? Page 28	<b>Ultra Flex Steel Hose</b>  PART: 3283 ? Page 28
---	--	---	--	--	--	--

## Hoods

<b>Canopy Hood</b>  PART: 3270 ? Page 29	<b>Barrel Hood</b>  PART: 3271 ? Page 29	<b>Router Hood</b>  PART: 3231 with Magnet PART: 3232 ? Page 29	<b>Bell Mouth Hood</b>  PART: 3251 ? Page 30	<b>Radial Armsaw Hood</b>  PART: 3229 ? Page 30	<b>Suction Hood</b>  PART: 3230 Page 30	<b>Custom Manifold</b>  Page 30
--	--	---	--	---	---	--








## Divertor Valves

<b>Manual Divertor Valve</b>  PART: 3235 ? Page 31	<b>Automatic Divertor Valve</b>  PART: 3236 ? Page 31	<b>SD Divertor Valves</b>  PART NO. 3233 (Manual) ? PART NO. 3234 (Auto) Page 32
--	---	---










**Made in the USA**







## Hangers & Installation

<b>Gripple Hanger</b>  PART: 3266 Page 33	<b>Pipe Hanger &amp; Pipe Hanger HJ</b>  PART: 3265 ? PART: 3265HJ ? Page 33	<b>Clamp Hanger</b>  PART NO. 3265QF ? Page 34	<b>Strut Hanger</b>  PART NO. 3265 Page 34	<b>Wall Flashing</b>  PART NO. 3238 ? Page 35	<b>Roof Flashing</b>  PART NO. 3237 ? Page 35	<b>Roof Skirt</b>  PART NO. 3239 ? Page 35
---	--	---	---	---	--	---





## Accessories

<b>No-Loss Stackhead</b>  PART: 3204 ? Page 36	<b>Jet Cap</b>  PART NO. 3258 ? Page 36	<b>Silencer</b>  PART: 3106 ? Page 37	<b>In Line Back Draft Damper</b>  PART: 3219 ? Page 37	<b>Vibration Isolator</b>  PART: 3206 ? Page 38	<b>Butterfly Valve</b>  PART: 3208 ? Page 39	<b>Bleed in Valve</b>  PART: 3207 ? Page 39
--	---	---	--	--	--	---

## Accessories

<b>Ball Joint</b>  PART: 3209 ? Page 39	<b>Floor Sweep</b>  PART: 3248 ? Page 40	<b>Suction Nozzle Assembly</b>  PART: 3272-0400 ? Page 40	<b>Viewing Spool</b>  PART: 3205 ? Page 40	<b>Sliding Access Panel</b>  PART: 3103 Page 38	<b>Oil Mist Recycler</b>  PART: 3192 ? Page 40
---	--	---	--	--	--

## Special Applications

<b>Leak-Free Epoxy Caulking</b>  Page 41	<b>Leak-Free Gasket</b>  PART: 3190 Page 41	<b>Leak-Free O-ring</b>  PART: 3191 Page 41	<b>In-line Spark Trap</b>  PART: 3255 ? Page 41
---	---	---	---




866-455-2130 • DuctingSystems.com

### QF Duct Pipe

Ø in	Part No.	Ends	ID in	OD in	Gauge Galv	Gauge SS	Roll in	Length in	Price Galv	Price SS	Weight Galv
3	3200-0300	QF	2.90	3.00	22	22	0.2	59.25	\$26.40 #	\$56.70 #	4.00
4	3200-0400		3.86	3.93	22	22	0.2	59.25	\$26.40 #	\$56.70 #	5.35
5	3200-0500		4.87	4.94	22	22	0.2	59.25	\$28.90 #	\$62.30 #	6.65
6	3200-0600		5.89	5.96	22	22	0.2	59.25	\$34.80 #	\$72.30 #	7.93
7	3200-0700		6.89	6.96	22	22	0.3	59.06	\$42.60 #	\$90.50 #	11.70
8	3200-0800		7.88	7.95	22	22	0.3	59.06	\$47.90 #	\$96.40 #	13.25
9	3200-0900		8.88	8.95	22	22	0.3	59.06	\$51.80 #	\$109.80 #	14.92
10	3200-1000		9.89	9.95	22	22	0.3	58.75	\$55.70 #	\$120.10 #	16.60
11	3200-1100		10.88	10.94	22	22	0.3	58.75	\$66.80 #	\$143.10 #	18.10
12	3200-1200		11.97	12.04	22	22	0.4	58.75	\$66.80 #	\$143.10 #	19.75
13	3200-1300		12.97	13.05	20	20	0.4	58.75	\$86.00 #	\$182.20 #	21.40
14	3200-1400		13.96	14.04	20	20	0.4	58.75	\$86.00 #	\$182.20 #	27.30
15	3200-1500		14.97	15.04	20	20	0.4	58.75	\$111.70 #	\$223.80 #	29.25
16	3200-1600		15.97	16.04	20	20	0.4	58.75	\$111.70 #	\$223.80 #	31.15
17	3200-1700		16.97	17.05	20	20	0.4	58.75	\$123.10 #	\$268.30 #	33.09
18	3200-1800		17.96	18.04	20	20	0.4	58.75	\$123.10 #	\$268.30 #	34.00
20	3200-2000		19.96	20.04	20	20	0.4	58.75	\$147.70 #	\$321.40 #	38.00
22	3200-2200		21.97	22.05	20	20	0.4	58.75	\$163.40 #	\$358.20 #	42.00
24	3200-2400		23.94	24.02	20	20	0.4	58.75	\$188.00 #	\$411.90 #	45.82



- Laser welded seam and QF rolled ends.

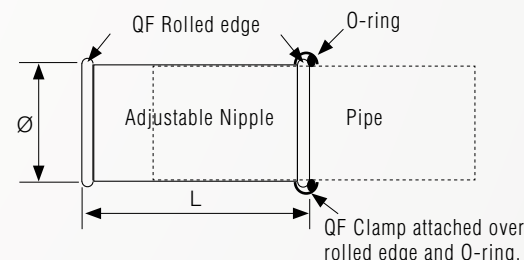


### QF Adjustable Nipple with O-Ring

Ø in	Part No.	Ends	ID in	OD in	Length L	Gauge Galv	Gauge SS	Galv. Price	SS 304 Price	Weight Galv
3	3202-0300	QF	3.07	3.15	11 1/4"	22	22	\$16.00 #	\$36.30 #	0.80
4	3202-0400		3.96	4.03	11 1/4"	22	22	\$16.00 #	\$36.30 #	1.05
5	3202-0500		4.96	5.03	11 1/4"	22	22	\$16.40 #	\$37.40 #	1.30
6	3202-0600		5.99	6.06	11 1/4"	22	22	\$16.80 #	\$39.40 #	1.60
7	3202-0700		7.00	7.07	11 1/8"	22	22	\$20.20 #	\$46.30 #	2.40
8	3202-0800		8.00	8.06	11"	22	22	\$20.60 #	\$47.30 #	2.70
9	3202-0900		9.00	9.06	11"	22	22	\$21.70 #	\$49.10 #	3.05
10	3202-1000		10.00	10.07	10 7/8"	22	22	\$22.00 #	\$51.10 #	3.40
11	3202-1100		11.12	11.19	10 5/8"	22	22	\$25.20 #	\$58.80 #	3.80
12	3202-1200		12.11	12.17	10 5/8"	22	22	\$25.20 #	\$58.80 #	4.20
13	3202-1300		13.12	13.20	10 5/8"	20	20	\$34.20 #	\$80.00 #	4.70
14	3202-1400		14.10	14.18	10 5/8"	20	20	\$34.20 #	\$80.00 #	5.85
15	3202-1500		15.12	15.20	10 5/8"	20	20	\$39.20 #	\$92.30 #	6.25
16	3202-1600		16.10	16.18	10 5/8"	20	20	\$39.20 #	\$92.30 #	6.65
17	3202-1700		17.07	17.15	10 5/8"	20	20	\$45.80 #	\$105.70 #	7.05
18	3202-1800		18.10	18.18	10 5/8"	20	20	\$45.80 #	\$105.70 #	7.45
20	3202-2000		20.10	20.18	10 5/8"	20	20	\$56.10 #	\$129.00 #	8.10
22	3202-2200		22.11	22.19	10 5/8"	20	20	\$66.40 #	\$152.10 #	8.80
24	3202-2400		24.06	24.14	10 5/8"	20	20	\$76.30 #	\$175.00 #	9.70



- Used to provide variable length adjustment of QF System. Black O-ring included standard.
- Specify Red O-ring (high temp rating) if needed (additional cost).
- Laser welded.




### QF O-Ring

Ø in	Black Buna-N 3262-XX00-000000		Red Silicone 3262-XX00-000005		Weight
	Price		Price		
3	\$2.20 #		\$4.40 #		0.01
4	\$2.20 #		\$4.40 #		0.02
5	\$2.20 #		\$4.40 #		0.03
6	\$2.20 #		\$4.40 #		0.04
7	\$3.40 #		\$7.20 #		0.08
8	\$3.40 #		\$7.20 #		0.09
9	\$3.40 #		\$7.20 #		0.10
10	\$3.40 #		\$7.20 #		0.11
11	\$3.40 #		\$7.20 #		0.17
12	\$3.40 #		\$7.20 #		0.22
13	\$5.60 #		\$11.80 #		0.23
14	\$5.60 #		\$11.80 #		0.25
15	\$5.60 #		\$11.80 #		0.26
16	\$5.60 #		\$11.80 #		0.27
17	\$5.60 #		\$11.80 #		0.28
18	\$5.60 #		\$11.80 #		0.29
20	\$5.60 #		\$11.80 #		0.31
22	\$5.60 #		\$11.80 #		0.36
24	\$5.60 #		\$11.80 #		0.40



- Replacement O-ring for use with Adjustable Nipples.
- Specify Black for standard.
- Specify Red for high temp material.



#-Denotes an item that is returnable. See page 51 for a full listing of returnable items.

### Quick-Fit™ Clamp with Pin

Ø in	QF Clamps with Nitrile Seals 3260-XX00-X00900		QF Clamps with Silicone Seals 3260-XX00-X00904		QF Clamps with ePTFE Seals 3260-XX00-X00905		Weight Galv
	Galv. Price	SS 304 Price ◊	Galv. Price	SS 304 Price ◊	Galv. Price	SS 304 Price ◊	
	3	\$8.30 #	\$17.90 #	\$10.40 #	\$22.40 #	\$17.40 #	
4	\$9.00 #	\$17.90 #	\$11.30 #	\$22.40 #	\$17.40 #	\$26.40 #	0.20
5	\$9.50 #	\$19.20 #	\$11.90 #	\$24.00 #	\$18.60 #	\$29.40 #	0.22
6	\$9.90 #	\$20.40 #	\$12.40 #	\$25.50 #	\$19.90 #	\$30.90 #	0.25
7	\$10.40 #	\$21.60 #	\$13.00 #	\$27.00 #	\$23.80 #	\$33.50 #	0.45
8	\$10.70 #	\$22.90 #	\$13.40 #	\$28.70 #	\$25.00 #	\$38.50 #	0.50
9	\$11.10 #	\$24.00 #	\$13.90 #	\$30.00 #	\$26.40 #	\$39.30 #	0.55
10	\$12.10 #	\$25.20 #	\$15.20 #	\$31.50 #	\$29.10 #	\$41.30 #	0.55
11	\$13.10 #	\$28.00 #	\$16.40 #	\$35.00 #	\$33.60 #	\$58.00 #	0.75
12	\$13.10 #	\$28.00 #	\$16.40 #	\$35.00 #	\$33.60 #	\$58.00 #	1.10
13	\$14.30 #	\$31.60 #	\$17.90 #	\$39.50 #	\$36.10 #	\$59.60 #	1.15
14	\$14.30 #	\$31.60 #	\$17.90 #	\$39.50 #	\$36.10 #	\$59.60 #	1.20
15	\$15.70 #	\$35.60 #	\$19.70 #	\$44.50 #	\$38.60 #	\$61.40 #	1.30
16	\$15.70 #	\$35.60 #	\$19.70 #	\$44.50 #	\$38.60 #	\$61.40 #	1.35
17	\$16.40 #	\$36.80 #	\$20.50 #	\$46.00 #	\$40.80 #	\$63.10 #	1.40
18	\$16.40 #	\$36.80 #	\$20.50 #	\$46.00 #	\$40.80 #	\$63.10 #	1.55
20	\$17.00 #	\$38.10 #	\$21.30 #	\$47.70 #	\$43.70 #	\$65.00 #	1.60
22	\$17.90 #	\$39.30 #	\$22.40 #	\$49.20 #	\$45.80 #	\$66.70 #	1.80
24	\$20.60 #	\$45.20 #	\$25.80 #	\$56.50 #	\$52.70 #	\$76.70 #	2.00
Additional Seals							
Ø in	Nitrile Part No. & Price	Silicone Part No. & Price	ePTFE Part No. & Price				
3 - 6	3260-0375-SP3000 \$0.20 per foot	3260-0375-HT3000 \$.80 per foot	3260-0000-SG3000 \$1.40 per foot		0.01		
7 - 11	3260-0500-SP4000 \$0.30 per foot	3260-0500-HT4000 \$.90 per foot	3260-0000-SG4000 \$1.90 per foot		0.02		
12 - 24	3260-0650-SP5000 \$0.40 per foot	3260-0650-HT5000 \$1.00 per foot	3260-0000-SG.650 \$2.30 per foot		0.02		
Additional Bridge Pins							
LARGE PINS	3260-0150-100000						
	\$0.50	\$1.30	\$0.50	\$1.30	\$0.50	\$1.30	(10) .33
SMALL PINS	3260-0200-100000						
	\$0.20	\$0.50	\$0.20	\$0.50	\$0.20	\$0.50	(10) .11



**New!  
Silicone  
seals**

- QF Clamps come standard from factory with Nitrile seals. Silicone or ePTFE seals are optional - specify when ordering. Clamps also may be ordered optionally without seals.
- Galvanized clamp supplied with galvanized bridge pin. SS clamp supplied with SS bridge pin.
- 3" to 6" QF Clamps: Small bridge pin with 3/8" wide seal from factory.
- 7" to 11" QF Clamps: Large bridge pin with 1/2" wide seal from factory.
- 12" to 24" QF Clamps: Large bridge pin with 5/8" wide seal from factory.
- Nitrile and Silicone seals stocked in rolls of 50'. ePTFE seals stocked in rolls of 100'.



### What is the best seal for my application?

**Nitrile** seals are inserted into QF Clamps as standard. Rated for max. intermittent service temperatures of 194° and continuous 158° F, there is no additional charge for nitrile so it is the most economical choice.

**Silicone** seals are an economically priced option for operating temperatures above 158° F. Rated for max. service temperature of 400° F, silicone has an extremely broad temperature range capability as it is also very good in low temperatures, remaining flexible at -60° F. Additionally, silicone offers superb resistance to weather aging and ozone.

**ePTFE** seals are not degraded by any common chemicals (0 - 14 pH range) FOR INDUSTRIAL USE ONLY. Not for use in food, drug, cosmetic or medical device manufacturing, processing, or packaging operations. Max. temperature rating of 600° F.

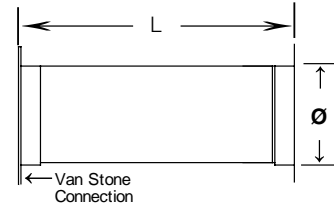
#-Denotes an item that is returnable. See page 51 for a full listing of returnable items.

### QF Flanged Duct Pipe

Ø in	Part No.	Ends	Gauge Galv	Gauge SS	Length	Price Galv	Price SS	Weight Galv
3	3201-0300	FLANGE	22	18	59.25"	\$48.80	\$162.60	6.00
4	3201-0400		22	22	59.50"	\$65.70	\$162.60	10.75
5	3201-0500		20	22	78"	\$66.20	\$194.50	20.00
6	3201-0600		20	22	78"	\$72.90	\$199.30	22.00
7	3201-0700		20	22	78"	\$82.10	\$233.40	21.56
8	3201-0800		20	22	78"	\$91.20	\$235.70	24.00
9	3201-0900		20	22	78"	\$94.80	\$236.70	28.08
10	3201-1000		20	22	78"	\$109.50	\$266.90	32.00
11	3201-1100		20	22	78"	\$127.60	\$316.60	38.00
12	3201-1200		20	20	78"	\$127.60	\$316.60	41.00
13	3201-1300		20	20	78"	\$140.40	\$356.70	43.00
14	3201-1400		20	20	78"	\$140.40	\$356.70	46.00
15	3201-1500		20	20	78"	\$173.30	\$408.10	50.00
16	3201-1600		20	20	78"	\$173.30	\$408.10	56.00
17	3201-1700		20	20	78"	\$182.40	\$567.10	60.00
18	3201-1800		20	20	78"	\$182.40	\$567.10	64.00
20	3201-2000		20	20	78"	\$227.80	\$567.80	69.72
22	3201-2200		20	20	78"	\$255.20	\$614.00	77.16
24	3201-2400		20	20	78"	\$264.50	\$706.80	84.00
26	3201-2600		20	20	78"	\$277.20	\$849.60	98.56
28	3201-2800		20	20	78"	\$300.90	\$855.50	118.00
30	3201-3000		18	20	78"	\$346.40	\$934.40	137.05
32	3201-3200		18	20	78"	\$361.10	\$941.70	145.94
34	3201-3400		18	20	78"	\$401.20	\$946.60	154.83
36	3201-3600		18	20	78"	\$428.50	\$1,007.20	162.76
38	3201-3800		18	20	78"	\$474.10	\$1,111.30	173.47
40	3201-4000		18	20	78"	\$547.10	\$1,242.70	182.81



- Use this duct system for sizes over 24" dia.
- Longitudinal lockformed seam, galvanized or stainless steel, angle flange attached by vanstone lip.
- Pipe in diameters 3" - 24" can be laser weld seam if ordered in 5' sections. Pricing is same as shown for flanged pipe.

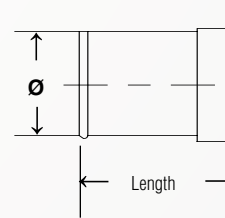


### QF Angle Flange Adapter

Ø in	Part No.	Approx. Length in	Gauge	Galv Price	SS 304 Price	Weight Galv
3	3250-0300	5	22	\$41.90 #	\$74.10	1.40
4	3250-0400	3.5	22	\$41.90 #	\$74.10	1.70
5	3250-0500	3.5	22	\$44.10 #	\$82.40	2.15
6	3250-0600	3.5	22	\$52.70 #	\$92.20	2.55
7	3250-0700	3.5	22	\$56.90 #	\$99.10	3.10
8	3250-0800	3.5	22	\$59.30 #	\$104.20	3.15
9	3250-0900	3.5	22	\$66.40	\$106.70	3.25
10	3250-1000	3.5	22	\$69.90	\$111.00	5.00
11	3250-1100	3.5	22	\$77.50	\$116.30	5.60
12	3250-1200	3.5	22	\$77.50	\$116.30	6.15
13	3250-1300	5	20	\$80.80	\$125.70	7.02
14	3250-1400	5	20	\$80.80	\$125.70	7.70
15	3250-1500	5	20	\$87.90	\$135.90	9.25
16	3250-1600	5	20	\$87.90	\$135.90	11.05
17	3250-1700	5	20	\$95.30	\$169.20	12.90
18	3250-1800	5	20	\$95.30	\$169.20	15.20
20	3250-2000	5	20	\$101.40	\$180.20	19.15
22	3250-2200	5	20	\$108.50	\$193.90	26.05
24	3250-2400	5	20	\$124.70	\$223.00	30.00



- Angle Flange standard.
- Flat Flange: Specify hole pattern. (Cost same as Angle Flange).
- Specify angle (ANGFL) or flat flange (FFL).
- If no hole pattern drawing provided, flat flange will be blank.



\*Published lengths are nominal and may vary slightly.

◇ Items may take longer than standard lead times.

#-Denotes an item that is returnable. See page 51 for a full listing of returnable items.



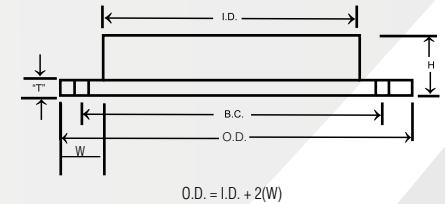
### Angle Flange

Ø in	Part No.	ID in	OD in	H in	W in	T in	B.C.	No. of Bolts	Ø of Bolt Holes	Galv Price	SS 304 Price	Weight
3	3261-0300	3 1/16	4.9375	15/16	15/16	1/8	4 5/16	6	9/32	\$8.90	\$41.50	0.65
4	3261-0400	4 1/16	6.0625	15/16	1	1/8	5 5/16	6	9/32	\$8.90	\$41.50	0.85
5	3261-0500	5 1/16	7.0625	1 1/16	1	1/8	6 5/16	6	9/32	\$9.70	\$44.10	1.05
6	3261-0600	6 3/32	8.0938	1	1	1/8	7 5/16	6	9/32	\$12.20	\$46.30	1.40
7	3261-0700	7 1/8	9.375	1	1 1/8	1/8	8 1/2	6	3/8	\$13.00	\$49.70	1.80
8	3261-0800	8 1/8	10.375	1 1/8	1 1/8	1/8	9 9/16	6	3/8	\$16.10	\$51.20	2.00
9	3261-0900	9 1/8	11.625	1 1/4	1 1/4	1/8	10 5/8	6	7/16	\$17.90	\$51.30	2.25
10	3261-1000	10 1/8	12.875	1 1/4	1 3/8	1/8	11 13/16	6	7/16	\$21.30	\$52.70	3.10
11	3261-1100	11 1/8	14.125	1 1/4	1 1/2	1/8	12 3/4	6	7/16	\$27.90	\$55.30	3.30
12	3261-1200	12 1/8	15.125	1 1/2	1 1/2	1/8	14	8	7/16	\$27.90	\$55.30	3.90
13	3261-1300	13 1/8	16.125	1 1/2	1 1/2	1/8	15	8	7/16	\$34.60	\$58.30	4.00
14	3261-1400	14 1/8	17.125	1 1/2	1 1/2	1/8	16	8	7/16	\$34.60	\$58.30	4.80
15	3261-1500	15 1/8	18.125	1 1/2	1 1/2	3/16	17	8	7/16	\$47.20	\$70.20	7.15
16	3261-1600	16 1/8	19.125	1 1/2	1 1/2	3/16	18	8	7/16	\$47.20	\$70.20	8.05
17	3261-1700	17 1/8	20.125	1 1/2	1 1/2	3/16	19	8	7/16	\$49.90	\$92.40	8.00
18	3261-1800	18 1/8	21.125	1 1/2	1 1/2	3/16	20	8	7/16	\$49.90	\$92.40	8.00
19	3261-1900	19 1/8	22.125	1 1/2	1 1/2	3/16	20 3/4	12	7/16	\$52.40	\$100.20	8.70
20	3261-2000	20 1/8	23.125	1 1/2	1 1/2	3/16	21 3/4	12	7/16	\$52.40	\$100.20	9.80
21	3261-2100	21 1/8	24.125	1 1/2	1 1/2	3/16	22 3/4	12	7/16	\$58.30	\$110.50	10.40
22	3261-2200	22 1/8	25.125	1 1/2	1 1/2	3/16	23 3/4	12	7/16	\$58.30	\$110.50	11.10
23	3261-2300	23 1/8	26.125	1 1/2	1 1/2	3/16	24 7/8	12	7/16	\$62.60	\$129.40	11.75
24	3261-2400	24 1/8	27.125	1 1/2	1 1/2	3/16	25 7/8	12	7/16	\$62.60	\$129.40	12.40
25	3261-2500	25 1/8	28.125	1 1/2	1 1/2	3/16	26 7/8	16	7/16	\$87.10	\$173.40	15.20
26	3261-2600	26 1/8	30.125	2	2	3/16	28 3/8	16	7/16	\$87.10	\$173.40	18.00
27	3261-2700	27 1/8	31.125	2	2	3/16	29 3/8	16	7/16	\$96.00	\$176.10	19.00
28	3261-2800	28 1/8	32.125	2	2	3/16	30 3/8	16	7/16	\$96.00	\$176.10	20.00
29	3261-2900	29 1/8	33.125	2	2	3/16	31 3/8	16	7/16	\$105.10	\$179.10	21.00
30	3261-3000	30 1/8	34.125	2	2	3/16	32 3/8	16	7/16	\$105.10	\$179.10	22.00
31	3261-3100	31 1/8	35.125	2	2	3/16	33 3/8	16	7/16	\$110.30	\$182.80	22.00
32	3261-3200	32 1/8	36.125	2	2	3/16	34 3/8	16	7/16	\$110.30	\$182.80	22.00
33	3261-3300	33 1/8	37.125	2	2	3/16	35 3/8	16	7/16	\$119.20	\$185.10	23.00
34	3261-3400	34 1/8	38.125	2	2	3/16	36 3/8	16	7/16	\$119.20	\$185.10	24.00
35	3261-3500	35 1/8	39.125	2	2	3/16	37 3/8	16	7/16	\$122.80	\$188.60	24.00
36	3261-3600	36 1/8	40.125	2	2	3/16	38 3/8	16	7/16	\$122.80	\$188.60	24.00
37	3261-3700	37 1/8	41.125	2	2	3/16	39 3/8	24	7/16	\$124.60	\$225.50	25.00
38	3261-3800	38 1/8	42.125	2	2	3/16	40 3/8	24	7/16	\$124.60	\$225.50	26.00
39	3261-3900	39 1/8	43.125	2	2	3/16	41 3/8	24	7/16	\$133.50	\$251.50	27.00
40	3261-4000	40 1/8	44.125	2	2	3/16	42 3/8	24	7/16	\$133.50	\$251.50	28.00

NOTE: Other drill patterns available in flat flanges. ANSI Flange patterns are charged double the standard. Call for pricing on other options.



• Galvanized or stainless steel. (Specify if SS.)



### Angle Flange Gasket

Ø in	Nitrile 3263-XX00-000000 Price	Silicone 3263-XX00-000005 Price
3 *	\$2.90	\$4.40
4	\$3.90	\$5.90
5 *	\$4.90	\$7.40
6	\$6.10	\$9.20
7 *	\$8.80	\$13.20
8	\$9.50	\$14.30
9 *	\$10.50	\$15.80
10	\$15.00	\$22.50
11 **	\$16.30	\$24.50
12	\$17.30	\$26.00
13 **	\$20.50	\$30.80
14 *	\$21.60	\$32.40
15 **	\$30.30	\$45.50
16 *	\$31.80	\$47.70
17 **	\$33.50	\$50.30
18 *	\$36.10	\$54.20
19 **	\$37.70	\$56.60
20 *	\$39.20	\$58.80
21 **	\$59.80	\$89.70
22 *	\$62.20	\$93.30
23 **	\$64.60	\$96.90
24 *	\$69.10	\$103.70
25 **	\$71.50	\$107.30
26 **	\$76.10	\$114.20
27 **	\$78.60	\$117.90
28 **	\$84.20	\$126.30
29 **	\$84.20	\$126.30
30 **	\$85.60	\$128.40
31 **	\$88.00	\$132.00
32 **	\$119.70	\$179.60
33 **	\$122.90	\$184.40
34 **	\$126.10	\$189.20
35 **	\$129.20	\$193.80
36 **	\$132.40	\$198.60
37 **	\$135.50	\$203.30
38 **	\$138.70	\$208.10
39 **	\$141.80	\$212.70
40 **	\$145.00	\$217.50

\* Silicone Flange 5 - 7 days lead time  
 \*\* Both Nitrile and Silicone are 5 - 7 days lead time



### New! Silicone gaskets

- Black nitrile standard. 60 durometer. Temp range -20°F to 170°F.
- Red silicone optional. 50 durometer. Temp range -65°F to 450°F.
- Nitrile material is conductive.
- One gasket per joint.

NOTE: Gasket dimensions match Angle Flange dimensions shown above.



PART NO. 3200-XX18

- 304SS Not Available
- Laser welded seam and rolled ends.

**QF Pipe 18ga**

Ø in	Part No.	Gauge Galv	Length	Price	Weight (Galv)
4	3200-0418-100000	18	59.25"	\$34.30	8.56
5	3200-0518-100000		59.25"	\$37.60	10.64
6	3200-0618-100000		59.25"	\$45.20	12.69
7	3200-0718-100000		59.0625"	\$55.40	18.72
8	3200-0818-100000		59.0625"	\$62.30	21.20
9	3200-0918-100000		59.0625"	\$67.50	23.87
10	3200-1018-100000		58.75"	\$72.50	26.56
11	3200-1118-100000		58.75"	\$86.90	28.96
12	3200-1218-100000		58.75"	\$86.90	31.60
13	3200-1318-100000		58.75"	\$111.90	28.46
14	3200-1418-100000		58.75"	\$111.90	36.31
15	3200-1518-100000		58.75"	\$145.10	38.90
16	3200-1618-100000		58.75"	\$145.10	41.43
17	3200-1718-100000		58.75"	\$160.00	44.01
18	3200-1818-100000		58.75"	\$160.00	45.22
20	3200-2018-100000		58.75"	\$192.10	50.54
22	3200-2218-100000		58.75"	\$212.40	55.86
24	3200-2418-100000		58.75"	\$244.40	60.94



PART NO. 3200-XXHG

- 304SS Not Available
- Laser welded seam and rolled ends.

**QF Pipe 16ga**

Ø in	Part No.	Gauge Galv	Length	Price	Weight Galv
8	3200-08HG-100000	16	59.0625"	\$67.10	26.50
9	3200-09HG-100000		59.0625"	\$72.50	29.84
10	3200-10HG-100000		58.75"	\$78.20	33.20
12	3200-12HG-100000		58.75"	\$93.50	39.50
14	3200-14HG-100000		58.75"	\$120.50	45.51
16	3200-16HG-100000		58.75"	\$156.30	51.93
18	3200-18HG-100000		58.75"	\$172.30	56.68
20	3200-20HG-100000		58.75"	\$206.60	63.35
22	3200-22HG-100000		58.75"	\$228.90	70.01
24	3200-24HG-100000		58.75"	\$263.30	76.38



PART NO. 3202-XX18

- 304SS Not Available
- Used to provide variable length adjustment of QF System. Black O-ring included.
  - Specify Red O-ring if needed (additional cost).
  - Laser welded.

**QF Adjustable Nipple 18ga**

Ø in	Part No.	Gauge Galv	Length	Price	Weight Galv
4	3202-0418-100000	18	11 3/8"	\$20.70	1.68
5	3202-0518-100000		11 3/8"	\$21.30	2.08
6	3202-0618-100000		11 3/8"	\$21.80	2.56
7	3202-0718-100000		11 1/8"	\$26.40	3.84
8	3202-0818-100000		11 1/8"	\$26.70	4.32
9	3202-0918-100000		11 1/8"	\$28.20	4.88
10	3202-1018-100000		11 1/8"	\$28.60	5.44
11	3202-1118-100000		10 7/8"	\$32.90	6.08
12	3202-1218-100000		10 7/8"	\$32.90	6.72
13	3202-1318-100000		10 7/8"	\$44.50	6.25
14	3202-1418-100000		10 7/8"	\$44.50	7.78
15	3202-1518-100000		10 7/8"	\$51.00	8.31
16	3202-1618-100000		10 7/8"	\$51.00	8.84
17	3202-1718-100000		10 7/8"	\$59.50	9.38
18	3202-1818-100000		10 7/8"	\$59.50	9.91
20	3202-2018-100000		10 7/8"	\$72.90	10.77
22	3202-2218-100000		10 7/8"	\$86.40	11.70
24	3202-2418-100000		10 7/8"	\$99.30	12.90



PART NO. 3201-XXHG

- 304SS Not Available
- Assembly includes cut pipe, clamp, and adjustable nipple with black O-ring.
  - Specify Red O-ring if needed (additional cost).

**QF Nipple Assembly 16ga**

Ø in	Part No.	Gauge Galv	Length	Price Galv	Weight Galv
8	3201-08HG-100000	16	60"	\$109.30	53
9	3201-09HG-100000			\$119.20	55
10	3201-10HG-100000			\$131.70	56
12	3201-12HG-100000			\$159.50	60
14	3201-14HG-100000			\$206.80	68
16	3201-16HG-100000			\$270.30	72
18	3201-18HG-100000			\$295.00	78
20	3201-20HG-100000			\$339.60	84
22	3201-22HG-100000			\$378.70	90
24	3201-24HG-100000			\$426.80	98

**QF Elbows**

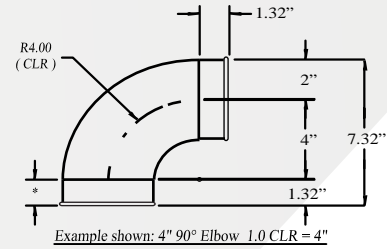
Ø in	Part No.	Ends	CLR	Style		Gauge		TANGENTS		Galv Price	SS 304 Price	Weight Galv
				GALV	SS	Galv	SS	GALV	SS			
<b>90 Degree</b>												
3	3210-0390		1.0"	P	T	24	14	2.25"	2.00"	\$38.70	TUBED	0.90
4	3210-0490		1.0"	P	T	24	14	1.32"	2.00"	\$47.70 #	TUBED	1.00
5	3210-0590		1.0"	P	T	24	14	1.32"	2.00"	\$52.90 #	TUBED	1.20
6	3210-0690		1.0"	P	T	24	14	1.32"	2.00"	\$59.50 #	TUBED	1.50
7	3210-0790		1.0"	P	S	24	22	1.32"	2.25"	\$79.40 #	\$247.60	2.20
8	3210-0890		1.5	S	S	22	22	2.25"	2.25"	\$115.70 #	\$268.50	6.10
9	3210-0990		1.5	S	S	22	22	2.25"	2.25"	\$120.20	\$279.80	7.60
10	3210-1090		1.5	S	S	22	22	2.25"	2.25"	\$125.00 #	\$282.00	9.00
11	3210-1190		1.5	S	S	22	22	2.25"	2.25"	\$158.80	\$355.50	10.50
12	3210-1290	QF	1.5	S	S	22	22	2.25"	2.25"	\$158.80 #	\$355.50	12.40
13	3210-1390		1.5	S	S	20	20	2.25"	2.25"	\$168.60	\$377.70	14.26
14	3210-1490		1.5	S	S	20	20	2.25"	2.25"	\$168.60	\$377.70	19.00
15	3210-1590		1.5	S	S	20	20	2.25"	2.25"	\$173.10	\$397.60	21.25
16	3210-1690		1.5	S	S	20	20	2.25"	2.25"	\$173.10	\$397.60	24.00
17	3210-1790		1.5	S	S	20	20	2.25"	2.25"	\$243.30	\$545.10	27.50
18	3210-1890		1.5	S	S	20	20	2.25"	2.25"	\$243.30	\$545.10	30.90
20	3210-2090		1.5	S	S	20	20	2.25"	2.25"	\$283.90	\$636.10	35.97
22	3210-2290		1.5	S	S	20	20	2.25"	2.25"	\$365.20	\$820.50	43.06
24	3210-2490		1.5	S	S	20	20	2.25"	2.25"	\$420.00	\$943.50	55.50
<b>60 Degree</b>												
3	3210-0360		1.0"	P	T	24	14	2.25"	2.00"	\$38.70	TUBED	0.65
4	3210-0460		1.0"	P	T	24	14	1.32"	2.00"	\$47.70 #	TUBED	0.80
5	3210-0560		1.0"	P	T	24	14	1.32"	2.00"	\$49.50 #	TUBED	1.15
6	3210-0660		1.0"	P	T	24	14	1.32"	2.00"	\$63.70 #	TUBED	1.35
7	3210-0760		1.0"	P	S	24	22	1.32"	2.25"	\$79.40 #	\$184.40	1.65
8	3210-0860		1.5	S	S	22	22	2.25"	2.25"	\$98.50	\$217.20	4.40
9	3210-0960		1.5	S	S	22	22	2.25"	2.25"	\$101.20	\$226.40	5.50
10	3210-1060		1.5	S	S	22	22	2.25"	2.25"	\$113.10	\$242.20	6.70
11	3210-1160		1.5	S	S	22	22	2.25"	2.25"	\$123.20	\$264.70	7.50
12	3210-1260	QF	1.5	S	S	22	22	2.25"	2.25"	\$123.20	\$264.70	8.96
13	3210-1360		1.5	S	S	20	20	2.25"	2.25"	\$141.00	\$306.90	12.25
14	3210-1460		1.5	S	S	20	20	2.25"	2.25"	\$141.00	\$306.90	13.70
15	3210-1560		1.5	S	S	20	20	2.25"	2.25"	\$164.70	\$355.50	16.00
16	3210-1660		1.5	S	S	20	20	2.25"	2.25"	\$164.70	\$355.50	18.83
17	3210-1760		1.5	S	S	20	20	2.25"	2.25"	\$186.60	\$408.10	19.20
18	3210-1860		1.5	S	S	20	20	2.25"	2.25"	\$186.60	\$408.10	20.81
20	3210-2060		1.5	S	S	20	20	2.25"	2.25"	\$240.20	\$513.60	25.35
22	3210-2260		1.5	S	S	20	20	2.25"	2.25"	\$283.90	\$610.80	30.28
24	3210-2460		1.5	S	S	20	20	2.25"	2.25"	\$326.50	\$702.30	42.50

Notes: \* 1.0 Galv and 1.5 SS

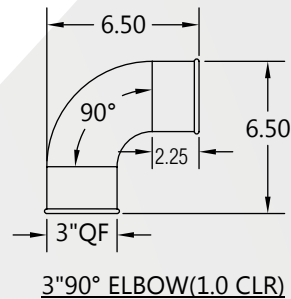
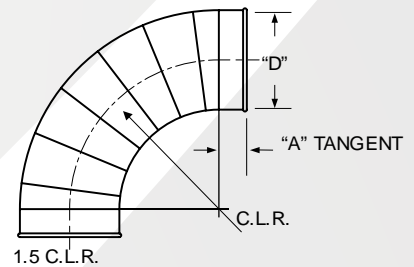
T= Tubed style, see p. 17. P= Press formed halves stitch welded together. S= Segmented elbows. CLR= Center Line radius.



PART NO. 3210



Note: Overall height calculation only works with 90° elbows.



3"90° ELBOW(1.0 CLR)



Elbows in galvanized sizes 3" - 7" are press-formed. ?



Elbows in sizes 8" - 24" are segmented. ?

#-Denotes an item that is returnable. See page 51 for a full listing of returnable items.

**QF Elbows**

Ø in	Part No.	Ends	CLR	Style		Gauge		Tangents		Galv. Price	SS 304 Price	Weight Galv
				Galv	SS	Galv	SS	Galv	SS			
<b>45 Degree</b>												
3	3210-0345		1.0*	P	T	24	14	2.25"	2.00"	\$34.90	TUBED	0.90
4	3210-0445		1.0*	P	T	24	14	1.32"	2.00"	\$40.70	TUBED	1.00
5	3210-0545		1.0*	P	T	24	14	1.32"	2.00"	\$45.10	TUBED	0.70
6	3210-0645		1.0*	P	T	24	14	1.32"	2.00"	\$53.60	TUBED	1.05
7	3210-0745		1.0*	P	S	24	22	1.32"	2.25"	\$75.50	#	1.30
8	3210-0845		1.5	S	S	22	22	2.25"	2.25"	\$81.50	#	3.70
9	3210-0945		1.5	S	S	22	22	2.25"	2.25"	\$83.10	#	4.80
10	3210-1045		1.5	S	S	22	22	2.25"	2.25"	\$86.60	#	5.31
11	3210-1145		1.5	S	S	22	22	2.25"	2.25"	\$91.40	#	6.05
12	3210-1245	QF	1.5	S	S	22	22	2.25"	2.25"	\$91.40	#	7.30
13	3210-1345		1.5	S	S	20	20	2.25"	2.25"	\$98.50	#	9.25
14	3210-1445		1.5	S	S	20	20	2.25"	2.25"	\$98.50	#	11.48
15	3210-1545		1.5	S	S	20	20	2.25"	2.25"	\$132.10	#	12.06
16	3210-1645		1.5	S	S	20	20	2.25"	2.25"	\$132.10	#	13.80
17	3210-1745		1.5	S	S	20	20	2.25"	2.25"	\$152.00	#	15.25
18	3210-1845		1.5	S	S	20	20	2.25"	2.25"	\$152.00	#	17.80
20	3210-2045		1.5	S	S	20	20	2.25"	2.25"	\$181.70	#	20.04
22	3210-2245		1.5	S	S	20	20	2.25"	2.25"	\$208.50	#	23.90
24	3210-2445		1.5	S	S	20	20	2.25"	2.25"	\$239.80	#	28.00
<b>30 Degree</b>												
3	3210-0330		1.0*	P	T	24	14	2.25"	2.00"	\$34.90	TUBED	0.38
4	3210-0430		1.0*	P	T	24	14	1.32"	2.00"	\$40.70	TUBED	0.45
5	3210-0530		1.0*	P	T	24	14	1.32"	2.00"	\$45.10	TUBED	0.65
6	3210-0630		1.0*	P	T	24	14	1.32"	2.00"	\$55.60	TUBED	0.85
7	3210-0730		1.0*	P	S	24	22	1.32"	2.25"	\$75.50	#	1.20
8	3210-0830		1.5	S	S	22	22	2.25"	2.25"	\$76.70	#	2.80
9	3210-0930		1.5	S	S	22	22	2.25"	2.25"	\$79.40	#	3.60
10	3210-1030		1.5	S	S	22	22	2.25"	2.25"	\$83.10	#	4.30
11	3210-1130		1.5	S	S	22	22	2.25"	2.25"	\$84.80	#	4.75
12	3210-1230	QF	1.5	S	S	22	22	2.25"	2.25"	\$84.80	#	5.55
13	3210-1330		1.5	S	S	20	20	2.25"	2.25"	\$93.70	#	7.10
14	3210-1430		1.5	S	S	20	20	2.25"	2.25"	\$93.70	#	8.53
15	3210-1530		1.5	S	S	20	20	2.25"	2.25"	\$104.60	#	9.00
16	3210-1630		1.5	S	S	20	20	2.25"	2.25"	\$104.60	#	10.30
17	3210-1730		1.5	S	S	20	20	2.25"	2.25"	\$113.60	#	11.07
18	3210-1830		1.5	S	S	20	20	2.25"	2.25"	\$113.60	#	12.14
20	3210-2030		1.5	S	S	20	20	2.25"	2.25"	\$133.00	#	14.73
22	3210-2230		1.5	S	S	20	20	2.25"	2.25"	\$152.00	#	17.90
24	3210-2430		1.5	S	S	20	20	2.25"	2.25"	\$174.80	#	22.70

Notes: \* 1.0 Galv and 1.5 SS

T= Tubed style, see p. 17. P= Press formed halves stitch welded together. S= Segmented elbows. CLR= Center Line radius.



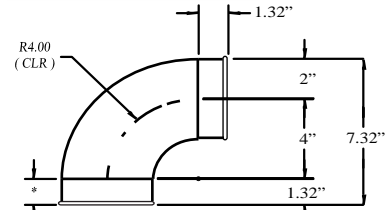
Elbows in galvanized sizes 3" - 7" are press-formed.



Elbows in sizes 8" - 24" are segmented.

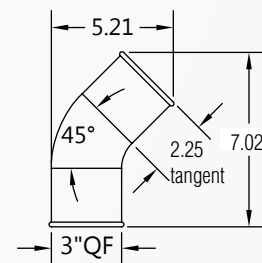
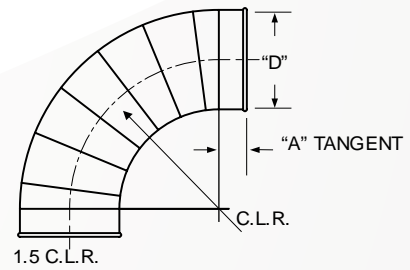


- Galvanized or stainless steel (Specify if Stainless Steel.)
- Elbows in heavier gauges can be supplied in solid welded construction at an additional cost.



Example shown: 4" 90° Elbow 1.0 CLR = 4"

Note: Overall height calculation only works with 90° elbows.



3"45° ELBOW(1.0 CLR)

#-Denotes an item that is returnable. See page 51 for a full listing of returnable items.



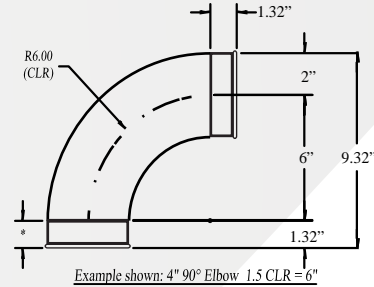
### QF Elbow Long Radius

Ø in	Part No.	Ends	CLR	Style		Gauge		Tangents in		Galv Price	SS 304 Price	Weight Galv
				Galv	SS	GALV	SS	galv	SS			
<b>90 DEGREE</b>												
3	3210-0390		1.5*	P	T	24	14	2.00	2.00	\$38.70 #	TUBED	0.90
4	3210-0490		1.5*	P	T	24	14	1.32	2.00	\$51.50 #	TUBED	1.00
5	3210-0590		1.5*	P	T	24	14	1.32	2.00	\$57.70 #	TUBED	1.20
6	3210-0690		1.5*	P	T	24	14	1.32	2.00	\$63.20 #	TUBED	1.50
7	3210-0790		1.5*	P	S	24	22	1.32	2.25	\$84.80	\$289.60	2.20
8	3210-0890		2.5	S	S	22	22	2.25	2.25	\$149.90	\$322.50	6.10
9	3210-0990		2.5	S	S	22	22	2.25	2.25	\$155.90	\$335.80	7.60
10	3210-1090		2.5	S	S	22	22	2.25	2.25	\$158.80	\$340.80	9.00
11	3210-1190		2.5	S	S	22	22	2.25	2.25	\$187.70	\$400.20	10.50
12	3210-1290	QF	2.5	S	S	22	22	2.25	2.25	\$187.70	\$400.20	12.40
13	3210-1390		2.5	S	S	20	20	2.25	2.25	\$208.50	\$446.10	14.26
14	3210-1490		2.5	S	S	20	20	2.25	2.25	\$208.50	\$446.10	19.00
15	3210-1590		2.5	S	S	20	20	2.25	2.25	\$325.60	\$700.50	21.25
16	3210-1690		2.5	S	S	20	20	2.25	2.25	\$325.60	\$700.50	24.00
17	3210-1790		2.5	S	S	20	20	2.25	2.25	\$355.50	\$765.10	27.50
18	3210-1890		2.5	S	S	20	20	2.25	2.25	\$355.50	\$765.10	30.90
20	3210-2090		2.5	S	S	20	20	2.25	2.25	\$589.60	\$822.90	35.97
22	3210-2290		2.5	S	S	20	20	2.25	2.25	\$600.60	\$1,040.10	43.06
24	3210-2490		2.5	S	S	20	20	2.25	2.25	\$690.80	\$1,196.20	55.50
<b>60 Degree</b>												
3	3210-0360		1.5*	P	T	24	14	2.00	2.00	\$38.70	TUBED	0.65
4	3210-0460		1.5*	P	T	24	14	1.32	2.00	\$51.50	TUBED	0.80
5	3210-0560		1.5*	P	T	24	14	1.32	2.00	\$57.70	TUBED	1.15
6	3210-0660		1.5*	P	T	24	14	1.32	2.00	\$63.20	TUBED	1.35
7	3210-0760		1.5*	P	S	24	22	1.32	2.25	\$83.30	\$258.00	1.65
8	3210-0860		2.5	S	S	22	22	2.25	2.25	\$116.90	\$268.00	4.40
9	3210-0960		2.5	S	S	22	22	2.25	2.25	\$124.30	\$277.80	5.50
10	3210-1060		2.5	S	S	22	22	2.25	2.25	\$138.90	\$297.00	6.70
11	3210-1160		2.5	S	S	22	22	2.25	2.25	\$151.10	\$325.00	7.50
12	3210-1260	QF	2.5	S	S	22	22	2.25	2.25	\$151.10	\$325.00	8.96
13	3210-1360		2.5	S	S	20	20	2.25	2.25	\$173.00	\$376.60	12.25
14	3210-1460		2.5	S	S	20	20	2.25	2.25	\$173.00	\$376.60	13.70
15	3210-1560		2.5	S	S	20	20	2.25	2.25	\$202.30	\$436.40	16.00
16	3210-1660		2.5	S	S	20	20	2.25	2.25	\$202.30	\$436.40	18.83
17	3210-1760		2.5	S	S	20	20	2.25	2.25	\$229.00	\$501.00	19.20
18	3210-1860		2.5	S	S	20	20	2.25	2.25	\$229.00	\$501.00	20.81
20	3210-2060		2.5	S	S	20	20	2.25	2.25	\$295.00	\$630.20	25.35
22	3210-2260		2.5	S	S	20	20	2.25	2.25	\$348.40	\$749.60	30.28
24	3210-2460		2.5	S	S	20	20	2.25	2.25	\$400.80	\$861.90	42.50

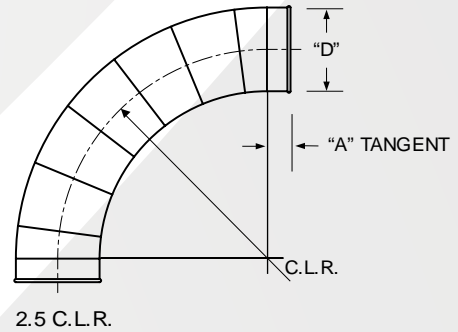


- Galvanized or stainless steel. (Specify if Stainless Steel.)
- Elbows in heavier gauges can be supplied in solid welded construction at an additional cost.
- Specify LR when ordering.

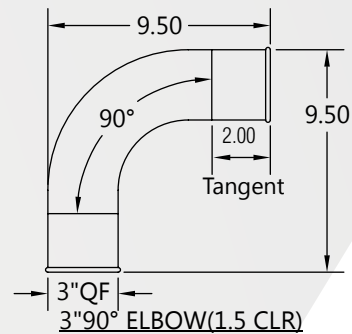
**ELBOWS**



Note: Overall height calculation only works with 90° elbows.



T= Tubed style. CLR= Center Line radius. P= Press formed halves stitch welded together. S= Segmented elbows.  
Notes: \* 1.5 Galv and 2.5 SS



#-Denotes an item that is returnable. See page 51 for a full listing of returnable items.

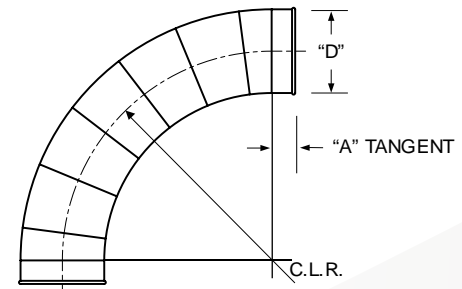
### QF Elbow Long Radius

Ø in	Part No.	Ends	CLR	Style		Gauge		Tangents in		Galv. Price	SS 304 Price	Weight Galv
				Galv	SS	Galv	SS	Galv	SS			
<b>45 Degree</b>												
3	3210-0345		1.5*	P	T	24	14	2.00	2.00	\$34.90	TUBED	0.90
4	3210-0445		1.5*	P	T	24	14	1.32	2.00	\$51.50	TUBED	1.05
5	3210-0545		1.5*	P	T	24	14	1.32	2.00	\$57.70	TUBED	1.60
6	3210-0645		1.5*	P	T	24	14	1.32	2.00	\$63.20	TUBED	2.20
7	3210-0745		1.5*	P	S	24	22	1.32	2.25	\$104.80	\$226.40	2.90
8	3210-0845		2.5	S	S	22	22	2.25	2.25	\$116.90	\$252.10	7.65
9	3210-0945		2.5	S	S	22	22	2.25	2.25	\$124.30	\$277.80	10.87
10	3210-1045		2.5	S	S	22	22	2.25	2.25	\$138.90	\$297.00	13.38
11	3210-1145		2.5	S	S	22	22	2.25	2.25	\$151.10	\$325.00	16.25
12	3210-1245	QF	2.5	S	S	22	22	2.25	2.25	\$151.10	\$325.00	22.00
13	3210-1345		2.5	S	S	20	20	2.25	2.25	\$173.00	\$376.60	25.00
14	3210-1445		2.5	S	S	20	20	2.25	2.25	\$173.00	\$376.60	29.04
15	3210-1545		2.5	S	S	20	20	2.25	2.25	\$202.30	\$436.40	32.10
16	3210-1645		2.5	S	S	20	20	2.25	2.25	\$202.30	\$436.40	36.80
17	3210-1745		2.5	S	S	20	20	2.25	2.25	\$229.00	\$501.00	41.00
18	3210-1845		2.5	S	S	20	20	2.25	2.25	\$229.00	\$501.00	45.93
20	3210-2045		2.5	S	S	20	20	2.25	2.25	\$295.00	\$630.20	58.00
22	3210-2245		2.5	S	S	20	20	2.25	2.25	\$348.40	\$749.60	67.52
24	3210-2445		2.5	S	S	20	20	2.25	2.25	\$400.80	\$861.90	75.74
<b>30 Degree</b>												
3	3210-0330		1.5*	P	T	24	14	2.00	2.00	\$37.80	TUBED	0.80
4	3210-0430		1.5*	P	T	24	14	1.32	2.00	\$51.50	TUBED	0.96
5	3210-0530		1.5*	P	T	24	14	1.32	2.00	\$57.70	TUBED	1.40
6	3210-0630		1.5*	P	T	24	14	1.32	2.00	\$63.20	TUBED	1.80
7	3210-0730		1.5*	P	S	24	22	1.32	2.25	\$78.60	\$168.00	2.60
8	3210-0830		2.5	S	S	22	22	2.25	2.25	\$90.80	\$175.20	5.56
9	3210-0930		2.5	S	S	22	22	2.25	2.25	\$95.70	\$182.60	7.79
10	3210-1030		2.5	S	S	22	22	2.25	2.25	\$99.30	\$186.50	9.45
11	3210-1130		2.5	S	S	22	22	2.25	2.25	\$106.50	\$195.90	11.40
12	3210-1230	QF	2.5	S	S	22	22	2.25	2.25	\$106.50	\$195.90	13.08
13	3210-1330		2.5	S	S	20	20	2.25	2.25	\$113.60	\$198.80	16.30
14	3210-1430		2.5	S	S	20	20	2.25	2.25	\$113.60	\$198.80	20.92
15	3210-1530		2.5	S	S	20	20	2.25	2.25	\$124.50	\$266.00	23.10
16	3210-1630		2.5	S	S	20	20	2.25	2.25	\$124.50	\$266.00	25.58
17	3210-1730		2.5	S	S	20	20	2.25	2.25	\$139.50	\$303.60	28.10
18	3210-1830		2.5	S	S	20	20	2.25	2.25	\$139.50	\$303.60	31.86
20	3210-2030		2.5	S	S	20	20	2.25	2.25	\$163.40	\$353.10	38.94
22	3210-2230		2.5	S	S	20	20	2.25	2.25	\$186.30	\$402.20	46.68
24	3210-2430		2.5	S	S	20	20	2.25	2.25	\$214.20	\$462.50	60.43

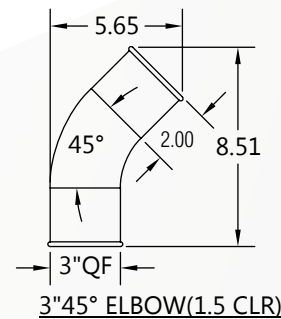


PART NO. 3210

- Galvanized or stainless steel. (Specify if Stainless Steel.)
- Elbows in heavier gauges can be supplied in solid welded construction at an additional cost.
- Specify LR when ordering.



2.5 C.L.R.



3" 45° ELBOW(1.5 CLR)

T= Tubed style. CLR= Center Line radius. P= Press formed halves stitch welded together. S= Segmented elbows.

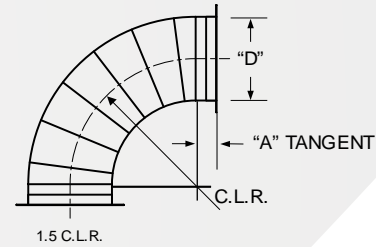
Notes: \* 1.5 Galv and 2.5 SS

**QF Elbow Flanged**

Ø in	Part No.	CLR		STYLE		Gauge		Tangents in	Galv Price	SS 304 Price	Weight Galv
		Galv	SS	Galv	SS	Galv	SS				
<b>90 Degree</b>											
3	3211-0390	1.0	1.5	P	T	24	14	2	\$57.70	TUBED	1.75
4	3211-0490	1.0	1.5	P	T	24	14	2	\$68.50	TUBED	2.25
5	3211-0590	1.0	1.5	P	T	24	14	2	\$76.00	TUBED	2.80
6	3211-0690	1.0	1.5	P	T	24	14	2	\$91.60	TUBED	3.85
7	3211-0790	1.0	1.5	P	S	24	22	2	\$110.30	\$364.40	4.90
8	3211-0890	1.5	1.5	S	S	22	22	2	\$154.60	\$389.40	7.66
9	3211-0990	1.5	1.5	S	S	22	22	2	\$163.20	\$401.70	8.45
10	3211-1090	1.5	1.5	S	S	22	22	2	\$175.60	\$406.80	15.47
11	3211-1190	1.5	1.5	S	S	22	22	2	\$225.00	\$489.00	17.60
12	3211-1290	1.5	1.5	S	S	22	22	2	\$225.00	\$489.00	19.33
13	3211-1390	1.5	1.5	S	S	20	20	2	\$249.20	\$518.70	22.40
14	3211-1490	1.5	1.5	S	S	20	20	2	\$249.20	\$518.70	25.39
15	3211-1590	1.5	1.5	S	S	20	20	2	\$280.60	\$564.70	27.90
16	3211-1690	1.5	1.5	S	S	20	20	4	\$280.60	\$564.70	30.51
17	3211-1790	1.5	1.5	S	S	20	20	4	\$359.40	\$765.80	32.30
18	3211-1890	1.5	1.5	S	S	20	20	4	\$359.40	\$765.80	34.67
20	3211-2090	1.5	1.5	S	S	20	20	4	\$407.30	\$877.70	41.99
22	3211-2290	1.5	1.5	S	S	20	20	4	\$504.70	\$1,091.60	46.90
24	3211-2490	1.5	1.5	S	S	20	20	4	\$580.40	\$1,255.30	70.96
26	3211-2690	1.5	1.5	S	S	18	18	4	\$672.30	\$1,341.40	89.12
28	3211-2890	1.5	1.5	S	S	18	18	4	\$825.90	\$1,615.20	99.19
30	3211-3090	1.5	1.5	S	S	18	18	4	\$847.00	\$1,671.40	110.26
32	3211-3290	1.5	1.5	S	S	18	18	4	\$1,066.20	\$1,726.90	121.38
34	3211-3490	1.5	1.5	S	S	16	16	4	\$1,216.00	\$2,056.40	133.52
36	3211-3690	1.5	1.5	S	S	16	16	4	\$1,384.90	\$2,520.10	149.04
38	3211-3890	1.5	1.5	S	S	16	16	4	\$1,580.00	\$3,038.20	162.31
40	3211-4090	1.5	1.5	S	S	16	16	4	\$1,909.30	\$3,778.30	176.20
<b>60 Degree</b>											
3	3211-0360	1.0	1.5	P	T	24	14	2	\$57.70	TUBED	1.60
4	3211-0460	1.0	1.5	P	T	24	14	2	\$68.50	TUBED	2.00
5	3211-0560	1.0	1.5	P	T	24	14	2	\$72.40	TUBED	2.75
6	3211-0660	1.0	1.5	P	T	24	14	2	\$91.60	TUBED	3.65
7	3211-0760	1.0	1.5	P	S	24	22	2	\$110.30	\$298.40	4.80
8	3211-0860	1.5	1.5	S	S	22	22	2	\$136.60	\$335.90	6.87
9	3211-0960	1.5	1.5	S	S	22	22	2	\$143.30	\$345.80	9.48
10	3211-1060	1.5	1.5	S	S	22	22	2	\$163.30	\$365.20	12.98
11	3211-1160	1.5	1.5	S	S	22	22	2	\$187.70	\$394.20	15.49
12	3211-1260	1.5	1.5	S	S	22	22	2	\$187.70	\$394.20	18.67
13	3211-1360	1.5	1.5	S	S	20	20	2	\$220.20	\$444.60	21.44
14	3211-1460	1.5	1.5	S	S	20	20	2	\$220.20	\$444.60	24.92
15	3211-1560	1.5	1.5	S	S	20	20	2	\$271.70	\$520.90	27.80
16	3211-1660	1.5	1.5	S	S	20	20	4	\$271.70	\$520.90	30.25
17	3211-1760	1.5	1.5	S	S	20	20	4	\$300.10	\$623.20	33.69
18	3211-1860	1.5	1.5	S	S	20	20	4	\$300.10	\$623.20	36.86
20	3211-2060	1.5	1.5	S	S	20	20	4	\$361.70	\$749.80	40.52
22	3211-2260	1.5	1.5	S	S	20	20	4	\$419.70	\$873.10	45.95
24	3211-2460	1.5	1.5	S	S	20	20	4	\$482.60	\$1,004.00	58.95
26	3211-2660	1.5	1.5	S	S	18	18	4	\$516.60	\$1,022.50	75.08
28	3211-2860	1.5	1.5	S	S	18	18	4	\$585.90	\$1,159.30	82.97
30	3211-3060	1.5	1.5	S	S	18	18	4	\$681.90	\$1,349.40	91.71
32	3211-3260	1.5	1.5	S	S	18	18	4	\$835.50	\$1,653.40	100.23
34	3211-3460	1.5	1.5	S	S	16	16	4	\$1,040.10	\$1,767.30	132.18
36	3211-3660	1.5	1.5	S	S	16	16	4	\$1,273.50	\$1,835.90	122.29
38	3211-3860	1.5	1.5	S	S	16	16	4	\$1,557.70	\$2,588.60	132.58
40	3211-4060	1.5	1.5	S	S	16	16	4	\$1,800.70	\$3,563.20	142.99



PART NO. 3211



- Flange attached by vanstone lip. Flanges on both ends.
- Also available in Long Radius.

**ELBOWS**

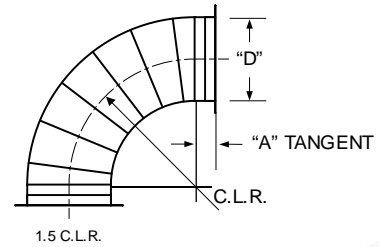
T= Tubed style. CLR= Center Line radius. P= Press formed halves stitch welded together. S= Segmented elbows.  
Notes: \* 1.0 Galv and 1.5 SS

**QF Elbow Flanged**

Ø in	Part No.	CLR		Style		Gauge		Tangents in	Galv Price	SS 304 Price	Weight Galv
		Galv	SS	Galv	SS	Galv	SS				
<b>45 Degree</b>											
3	3211-0345	1.0	1.5	P	T	24	14	2	\$39.40	TUBED	1.75
4	3211-0445	1.0	1.5	P	T	24	14	2	\$61.40	TUBED	2.25
5	3211-0545	1.0	1.5	P	T	24	14	2	\$67.80	TUBED	2.80
6	3211-0645	1.0	1.5	P	T	24	14	2	\$81.50	TUBED	3.85
7	3211-0745	1.0	1.5	P	S	24	22	2	\$106.20	\$273.60	4.90
8	3211-0845	1.5	1.5	S	S	22	22	2	\$118.90	\$280.90	7.66
9	3211-0945	1.5	1.5	S	S	22	22	2	\$124.30	\$288.20	8.45
10	3211-1045	1.5	1.5	S	S	22	22	2	\$135.50	\$301.90	15.47
11	3211-1145	1.5	1.5	S	S	22	22	2	\$154.40	\$324.00	17.60
12	3211-1245	1.5	1.5	S	S	22	22	2	\$154.40	\$324.00	19.33
13	3211-1345	1.5	1.5	S	S	20	20	2	\$175.60	\$345.10	22.40
14	3211-1445	1.5	1.5	S	S	20	20	2	\$175.60	\$345.10	25.39
15	3211-1545	1.5	1.5	S	S	20	20	2	\$237.60	\$447.30	27.90
16	3211-1645	1.5	1.5	S	S	20	20	4	\$237.60	\$447.30	30.51
17	3211-1745	1.5	1.5	S	S	20	20	4	\$264.00	\$542.20	32.30
18	3211-1845	1.5	1.5	S	S	20	20	4	\$264.00	\$542.20	34.67
20	3211-2045	1.5	1.5	S	S	20	20	4	\$300.80	\$622.00	41.99
22	3211-2245	1.5	1.5	S	S	20	20	4	\$341.00	\$702.80	46.90
24	3211-2445	1.5	1.5	S	S	20	20	4	\$392.10	\$808.30	70.96
26	3211-2645	1.5	1.5	S	S	18	18	4	\$472.50	\$935.00	89.12
28	3211-2845	1.5	1.5	S	S	18	18	4	\$583.00	\$1,151.70	99.19
30	3211-3045	1.5	1.5	S	S	18	18	4	\$624.30	\$1,235.40	110.26
32	3211-3245	1.5	1.5	S	S	18	18	4	\$691.40	\$1,368.50	121.38
34	3211-3445	1.5	1.5	S	S	16	16	4	\$741.30	\$1,467.20	133.52
36	3211-3645	1.5	1.5	S	S	16	16	4	\$822.00	\$1,628.80	149.04
38	3211-3845	1.5	1.5	S	S	16	16	4	\$912.40	\$1,805.50	162.31
40	3211-4045	1.5	1.5	S	S	16	16	4	\$1,014.10	\$2,007.10	176.20
<b>30 Degree</b>											
3	3211-0330	1.0	1.5	P	T	24	14	2	\$61.40	TUBED	1.60
4	3211-0430	1.0	1.5	P	T	24	14	2	\$61.40	TUBED	2.00
5	3211-0530	1.0	1.5	P	T	24	14	2	\$67.80	TUBED	2.75
6	3211-0630	1.0	1.5	P	T	24	14	2	\$83.60	TUBED	3.65
7	3211-0730	1.0	1.5	P	S	24	22	2	\$106.20	\$248.70	4.80
8	3211-0830	1.5	1.5	S	S	22	22	2	\$113.90	\$260.50	6.87
9	3211-0930	1.5	1.5	S	S	22	22	2	\$120.60	\$265.00	9.48
10	3211-1030	1.5	1.5	S	S	22	22	2	\$131.80	\$271.00	12.98
11	3211-1130	1.5	1.5	S	S	22	22	2	\$147.60	\$284.70	15.49
12	3211-1230	1.5	1.5	S	S	22	22	2	\$147.60	\$284.70	18.67
13	3211-1330	1.5	1.5	S	S	20	20	2	\$171.00	\$293.60	21.44
14	3211-1430	1.5	1.5	S	S	20	20	2	\$171.00	\$293.60	24.92
15	3211-1530	1.5	1.5	S	S	20	20	2	\$209.10	\$375.90	27.80
16	3211-1630	1.5	1.5	S	S	20	20	4	\$209.10	\$375.90	30.25
17	3211-1730	1.5	1.5	S	S	20	20	4	\$224.20	\$455.30	33.69
18	3211-1830	1.5	1.5	S	S	20	20	4	\$224.20	\$455.30	36.86
20	3211-2030	1.5	1.5	S	S	20	20	4	\$249.90	\$514.20	40.52
22	3211-2230	1.5	1.5	S	S	20	20	4	\$282.00	\$577.60	45.95
24	3211-2430	1.5	1.5	S	S	20	20	4	\$324.30	\$664.20	58.95
26	3211-2630	1.5	1.5	S	S	18	18	4	\$420.80	\$832.40	75.08
28	3211-2830	1.5	1.5	S	S	18	18	4	\$461.90	\$912.20	82.97
30	3211-3030	1.5	1.5	S	S	18	18	4	\$516.60	\$1,022.50	91.71
32	3211-3230	1.5	1.5	S	S	18	18	4	\$538.30	\$1,064.30	100.23
34	3211-3430	1.5	1.5	S	S	16	16	4	\$622.40	\$1,231.50	132.18
36	3211-3630	1.5	1.5	S	S	16	16	4	\$683.70	\$1,353.20	122.29
38	3211-3830	1.5	1.5	S	S	16	16	4	\$752.00	\$1,486.30	132.58
40	3211-4030	1.5	1.5	S	S	16	16	4	\$827.00	\$1,634.50	142.99



PART NO. 3211



- Flange attached by Van Stone lip. Flanges on both ends.
- Also available in Long Radius.

T= Tubed style. CLR= Center Line radius. P= Press formed halves stitch welded together. S= Segmented elbows.  
Notes: \* 1.0 Galv and 1.5 SS

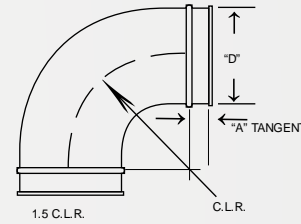


### QF Elbow Tubed

Ø in	Part No.	Ends	CLR	Gauge		Tangents in	Galv Price	SS 304 Price ◊	Weight Galv
				Galv	SS				
<b>90 Degree</b>									
3	3214-0390			16	14		\$58.10	\$92.30	3.50
4	3214-0490			16	14		\$58.10	\$94.80	5.00
5	3214-0590	QF	1.5	14	14	2	\$110.40	\$191.20	7.40
6	3214-0690			14	14		\$148.20	\$233.40	10.25
8 ◊	3214-0890			14	14		\$291.80	\$442.50	15.00
<b>60 Degree</b>									
3	3214-0360			16	14		\$58.10	\$92.30	2.31
4	3214-0460			16	14		\$58.10	\$94.80	3.33
5	3214-0560	QF	1.5	14	14	2	\$110.40	\$191.20	4.95
6	3214-0660			14	14		\$148.20	\$233.40	6.67
8	3214-0860			14	14		\$291.80	\$442.50	9.98
<b>45 Degree</b>									
3	3214-0345			16	14		\$58.10	\$92.30	1.75
4	3214-0445			16	14		\$58.10	\$94.80	2.50
5	3214-0545	QF	1.5	14	14	2	\$110.40	\$191.20	3.75
6	3214-0645			14	14		\$148.20	\$233.40	5.00
8	3214-0845			14	14		\$291.80	\$442.50	7.50
<b>30 Degree</b>									
3	3214-0330			16	14		\$58.10	\$92.30	1.15
4	3214-0430			16	14		\$58.10	\$94.80	1.65
5	3214-0530	QF	1.5	14	14	2	\$110.40	\$191.20	2.48
6	3214-0630			14	14		\$148.20	\$233.40	3.33
8	3214-0830			14	14		\$291.80	\$442.50	4.95



PART NO. 3214



- Galvanized or stainless steel. (Specify if Stainless Steel.)
- Tubed elbows are air flow directional (collar on outside of tube for outlet and collar on inside of tube for inlet). **Please specify direction if ordering ends other than QF.**

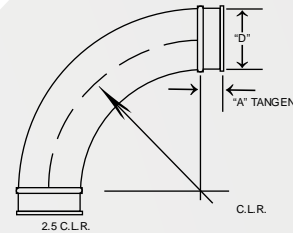
ELBOWS

### QF Elbow Tubed Long Radius

Ø	Part No.	Ends	CLR	Gauge		Tangents in	Galv Price	SS 304 Price ◊	Weight Galv
				Galv	SS				
<b>90 Degree</b>									
3	3214-0390LR			16	14		\$63.20	\$129.30	5.00
4	3214-0490LR			16	14		\$63.20	\$172.20	7.00
5	3214-0590LR	QF	2.5	14	14	2	\$110.40	\$294.20	11.25
6	3214-0690LR			14	14		\$151.70	\$354.10	14.75
8 ◊	3214-0890LR			14	14		\$288.10	\$612.90	25.00
<b>60 Degree</b>									
3	3214-0360LR			16	14		\$63.20	\$129.30	3.33
4	3214-0460LR			16	14		\$63.20	\$172.20	4.62
5	3214-0560LR	QF	2.5	14	14	2	\$110.40	\$294.20	7.26
6	3214-0660LR			14	14		\$151.70	\$354.10	8.91
8	3214-0860LR			14	14		\$288.10	\$612.90	16.50
<b>45 Degree</b>									
3	3214-0345LR			16	14		\$63.20	\$129.30	2.50
4	3214-0445LR			16	14		\$63.20	\$129.30	3.65
5	3214-0545LR	QF	2.5	14	14	2	\$110.40	\$220.70	5.50
6	3214-0645LR			14	14		\$151.70	\$265.50	6.75
8	3214-0845LR			14	14		\$288.10	\$459.70	12.50
<b>30 Degree</b>									
3	3214-0330LR			16	14		\$63.20	\$129.30	1.65
4	3214-0430LR			16	14		\$63.20	\$129.30	2.31
5	3214-0530LR	QF	2.5	14	14	2	\$110.40	\$220.70	3.63
6	3214-0630LR			14	14		\$151.70	\$265.50	4.46
8	3214-0830LR			14	14		\$288.10	\$459.70	8.25



PART NO. 3214



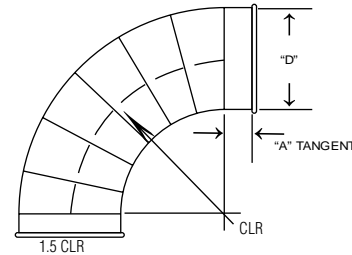
- Galvanized or stainless steel. (Specify if Stainless Steel.)
- Tubed elbows are air flow directional (collar on outside of tube for outlet and collar on inside of tube for inlet). **Please specify direction if ordering ends other than QF.**

This tube is airflow directional (collar on outside of tube for outlet and collar on inside of tube for inlet). Please specify direction if ordering ends other than QF.

◊ Items may take longer than standard lead times.

**QF Elbow 16ga**

Ø in	Part No.	Ends	CLR	Tangents in	Gauge	Galv. Price	SS Price	Weight Galv
<b>90 Degree</b>								
7	3212-0790					\$156.70	\$336.90	9.42
8	3212-0890					\$182.60	\$392.70	13.64
9	3212-0990					\$189.80	\$408.20	16.64
10	3212-1090					\$193.50	\$416.20	21.54
11	3212-1190					\$228.80	\$491.70	27.65
12	3212-1290					\$228.80	\$491.70	33.76
13	3212-1390					\$254.40	\$547.20	40.07
14	3212-1490	QF	1.5	2.25	16	\$254.40	\$547.20	46.38
15	3212-1590					\$381.70	\$820.60	52.61
16	3212-1690					\$381.70	\$820.60	58.83
17	3212-1790					\$416.70	\$896.20	66.14
18	3212-1890					\$416.70	\$896.20	73.44
20	3212-2090					\$597.50	\$1,284.70	85.40
22	3212-2290					\$649.00	\$1,395.50	107.98
24	3212-2490					\$746.30	\$1,604.80	132.63
<b>60 Degree</b>								
7	3212-0760					\$112.40	\$241.70	8.65
8	3212-0860					\$119.90	\$257.70	11.90
9	3212-0960					\$142.00	\$305.40	14.21
10	3212-1060					\$158.60	\$341.00	17.29
11	3212-1160					\$173.30	\$372.50	20.65
12	3212-1260					\$173.30	\$372.50	24.00
13	3212-1360					\$197.20	\$424.20	28.68
14	3212-1460	QF	1.5	2.25	16	\$197.20	\$424.20	33.35
15	3212-1560					\$232.40	\$499.70	37.09
16	3212-1660					\$232.40	\$499.70	40.83
17	3212-1760					\$260.00	\$558.90	45.85
18	3212-1860					\$260.00	\$558.90	50.87
20	3212-2060					\$332.00	\$713.70	62.19
22	3212-2260					\$387.30	\$832.80	74.56
24	3212-2460					\$445.40	\$957.60	86.93
<b>45 Degree</b>								
7	3212-0745					\$106.90	\$230.00	7.82
8	3212-0845					\$116.10	\$249.70	9.56
9	3212-0945					\$119.90	\$257.70	11.30
10	3212-1045					\$123.60	\$265.50	13.97
11	3212-1145					\$129.20	\$277.70	16.92
12	3212-1245					\$129.20	\$277.70	20.40
13	3212-1345					\$140.10	\$301.20	23.85
14	3212-1445	QF	1.5	2.25	16	\$140.10	\$301.20	27.60
15	3212-1545					\$182.60	\$392.70	30.56
16	3212-1645					\$182.60	\$392.70	34.10
17	3212-1745					\$213.90	\$459.80	39.80
18	3212-1845					\$213.90	\$459.80	44.36
20	3212-2045					\$249.00	\$535.30	52.60
22	3212-2245					\$282.10	\$606.70	59.10
24	3212-2445					\$324.50	\$697.70	64.78
<b>30 Degree</b>								
7	3212-0730					\$103.20	\$222.00	5.18
8	3212-0830					\$108.90	\$234.00	6.79
9	3212-0930					\$112.40	\$241.70	8.40
10	3212-1030					\$116.10	\$249.70	9.77
11	3212-1130					\$119.90	\$257.70	11.44
12	3212-1230					\$119.90	\$257.70	13.10
13	3212-1330					\$130.90	\$281.50	16.09
14	3212-1430	QF	1.5	2.25	16	\$130.90	\$281.50	19.07
15	3212-1530					\$147.50	\$317.20	22.94
16	3212-1630					\$147.50	\$317.20	25.86
17	3212-1730					\$160.50	\$344.90	29.40
18	3212-1830					\$160.50	\$344.90	33.31
20	3212-2030					\$175.30	\$376.70	42.15
22	3212-2230					\$213.90	\$459.80	51.09
24	3212-2430					\$246.00	\$528.90	56.91



90° QF 16 Gauge 1.5CLR  
 60° QF 16 Gauge 1.5CLR  
 45° QF 16 Gauge 1.5CLR  
 30° QF 16 Gauge 1.5CLR

- 16ga Elbows are constructed of gores lapped over one another and spot welded.
- This is a directional elbow and supplied with an arrow to indicate the direction of flow. **Please specify direction if ordering ends other than QF.**
- Other CLR's available upon request.
- Interior buffing available upon request for additional 10% cost.

Specify Galvanized or SS304:  
 - Galvanized is 16 gauge with 16 gauge collars.  
 - SS is 16ga with 20ga collars.

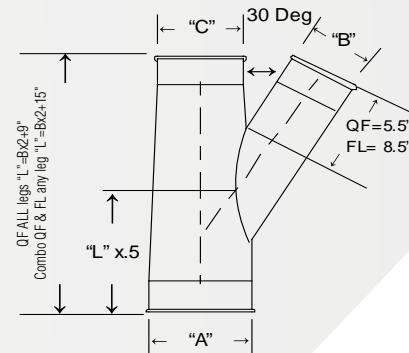
CLR: Standard is 1.5  
 2.5 CLR 16ga Elbows available at no extra cost

**QF Branch**

Ø in	Part No.	Ends	Gauge		Galv Price	SS 304 Price	Weight (Galv)
			Galv	SS			
3	3220-03XX	QF	22	22	\$106.60	\$221.60	2.32
4	3220-04XX	QF	22	22	\$106.60	\$221.60	3.00
5	3220-05XX	QF	22	22	\$112.20	\$225.90	3.75
6	3220-06XX	QF	22	22	\$116.00	\$230.90	4.25
7	3220-07XX	QF	22	22	\$117.80	\$235.80	5.00
8	3220-08XX	QF	22	22	\$120.60	\$242.40	6.00
9	3220-09XX	QF	22	22	\$126.20	\$251.80	7.25
10	3220-10XX	QF	22	22	\$134.60	\$268.00	8.50
11	3220-11XX	QF	22	22	\$149.60	\$299.60	9.25
12	3220-12XX	QF	22	22	\$149.60	\$299.60	10.75
13	3220-13XX	QF	20	20	\$175.60	\$353.00	11.40
14	3220-14XX	QF	20	20	\$175.60	\$353.00	13.50
15	3220-15XX	QF	20	20	\$202.00	\$405.90	15.60
16	3220-16XX	QF	20	20	\$202.00	\$405.90	17.56
17	3220-17XX	QF	20	20	\$219.80	\$442.80	19.00
18	3220-18XX	QF	20	20	\$219.80	\$442.80	21.00
20	3220-20XX	QF	20	20	\$264.60	\$526.90	30.00
22	3220-22XX	QF	20	20	\$332.80	\$663.20	39.50
24	3220-24XX	QF	20	20	\$382.70	\$762.70	53.50
26	3220-26XX	FLANGE	18	18	\$422.60	\$916.40	74.00
28	3220-28XX	FLANGE	18	18	\$540.40	\$994.90	98.00
30	3220-30XX	FLANGE	18	18	\$607.70	\$1,086.20	117.05
32	3220-32XX	FLANGE	18	18	\$680.60	\$1,136.30	125.94
34	3220-34XX	FLANGE	18	18	\$757.30	\$1,209.90	134.83
36	3220-36XX	FLANGE	18	18	\$834.00	\$1,246.70	142.78
38	3220-38XX	FLANGE	18	18	\$918.00	\$1,345.10	153.47
40	3220-40XX	FLANGE	18	18	\$1,007.90	\$1,418.80	162.81



- All branches priced by large end.
- Standard 30° Optional 45°.
- When ordering specify A, B, C.
- A - B ≥ B-C
- Use formula above to determine if a reducer is needed at "C".



**On sizes above 24", A is flanged. Add the cost of flange if B and / or C require flanges.**

**NOTE: See page 51 for returnable sizes**

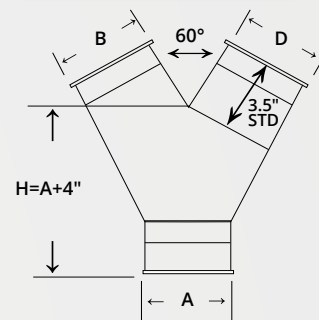
BRANCHES

**QFY-Branch (Traditional Pant Leg Design)**

Ø in	Part No.	Ends	Gauge		Galv Price	SS 304 Price	Weight Galv
			Galv	SS			
3	3221-03XX	QF	22	22	\$137.00	\$283.60	1.50
4	3221-04XX	QF	22	22	\$137.00	\$283.60	1.75
5	3221-05XX	QF	22	22	\$144.40	\$287.40	2.00
6	3221-06XX	QF	22	22	\$150.50	\$299.90	2.75
7	3221-07XX	QF	22	22	\$154.90	\$310.10	3.25
8	3221-08XX	QF	22	22	\$161.80	\$322.00	4.50
9	3221-09XX	QF	22	22	\$170.10	\$338.00	5.25
10	3221-10XX	QF	22	22	\$173.30	\$347.60	6.75
11	3221-11XX	QF	22	22	\$199.10	\$396.10	8.00
12	3221-12XX	QF	22	22	\$199.10	\$396.10	10.25
13	3221-13XX	QF	20	20	\$239.60	\$476.80	12.50
14	3221-14XX	QF	20	20	\$239.60	\$476.80	14.00
15	3221-15XX	QF	20	20	\$266.60	\$531.20	15.75
16	3221-16XX	QF	20	20	\$266.60	\$531.20	17.00
17	3221-17XX	QF	20	20	\$296.10	\$588.80	18.50
18	3221-18XX	QF	20	20	\$296.10	\$588.80	20.00
20	3221-20XX	QF	20	20	\$352.30	\$701.20	24.50
22	3221-22XX	QF	20	20	\$404.70	\$807.30	29.00
24	3221-24XX	QF	20	20	\$465.60	\$928.40	36.00
26	3221-26XX	FLANGE	18	18	\$535.20	\$993.50	69.00
28	3221-28XX	FLANGE	18	18	\$615.00	\$1,068.50	93.00
30	3221-30XX	FLANGE	18	18	\$676.10	\$1,137.30	112.05
32	3221-32XX	FLANGE	18	18	\$744.60	\$1,206.00	120.94
34	3221-34XX	FLANGE	18	18	\$820.80	\$1,262.20	129.83
36	3221-36XX	FLANGE	18	18	\$898.80	\$1,374.70	137.78
38	3221-38XX	FLANGE	18	18	\$992.20	\$1,493.40	148.47
40	3221-40XX	FLANGE	18	18	\$1,091.30	\$1,593.40	157.81



- All branches priced by large end.
- Standard 60° Optional 90°.
- When ordering specify A, B, D.
- Both B & D each must be at least 50% of A. With B or D being at least 80% of the opposite leg.
- Flange Leg: Length = 4.5" Height = A + 4"



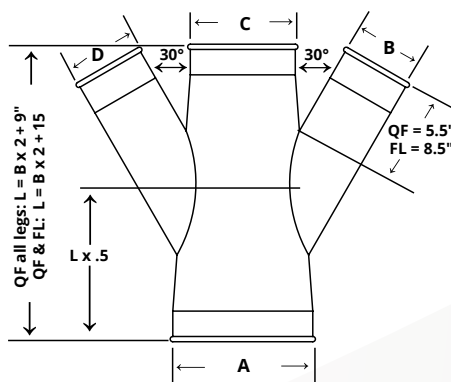
**On sizes above 24", A is flanged. Add the cost of flange if B and / or D require flanges.**

### QF Double Branch

Ø in	Part No.	Ends	Gauge		Galv. Price	SS 304 Price	Weight (Galv)
			Galv	SS			
3	3226-03XX	QF	22	22	\$136.40	\$282.50	2.62
4	3226-04XX	QF	22	22	\$136.40	\$282.50	3.50
5	3226-05XX	QF	22	22	\$143.70	\$286.10	4.35
6	3226-06XX	QF	22	22	\$149.90	\$298.60	5.00
7	3226-07XX	QF	22	22	\$154.20	\$308.70	6.00
8	3226-08XX	QF	22	22	\$161.10	\$320.60	7.25
9	3226-09XX	QF	22	22	\$169.20	\$336.50	8.50
10	3226-10XX	QF	22	22	\$172.60	\$346.10	10.00
11	3226-11XX	QF	22	22	\$198.10	\$394.40	10.75
12	3226-12XX	QF	22	22	\$198.10	\$394.40	12.25
13	3226-13XX	QF	20	20	\$238.50	\$474.80	13.15
14	3226-14XX	QF	20	20	\$238.50	\$474.80	14.95
15	3226-15XX	QF	20	20	\$265.30	\$528.90	17.35
16	3226-16XX	QF	20	20	\$265.30	\$528.90	19.56
17	3226-17XX	QF	20	20	\$294.80	\$586.30	21.00
18	3226-18XX	QF	20	20	\$294.80	\$586.30	26.00
20	3226-20XX	QF	20	20	\$350.70	\$698.10	35.00
22	3226-22XX	QF	20	20	\$402.90	\$803.90	49.50
24	3226-24XX	QF	20	20	\$463.30	\$924.50	68.40
26	3226-26XX	FLANGE	18	18	\$532.70	\$989.20	104.00
28	3226-28XX	FLANGE	18	18	\$612.20	\$1,064.00	128.00
30	3226-30XX	FLANGE	18	18	\$673.00	\$1,132.40	153.00
32	3226-32XX	FLANGE	18	18	\$741.30	\$1,200.90	164.94
34	3226-34XX	FLANGE	18	18	\$817.20	\$1,256.70	179.83
36	3226-36XX	FLANGE	18	18	\$894.80	\$1,368.80	187.78
38	3226-38XX	FLANGE	18	18	\$987.70	\$1,487.00	203.49
40	3226-40XX	FLANGE	18	18	\$1,086.30	\$1,586.60	222.81



- All branches priced by large end.
- When ordering, specify A,B,C,D.
- (A - B) ≥ (B-C) and (B) ≥ (D)
- Reducer at "B" or "D" may be required. Use formula above to determine.
- Standard 30° Optional 45°



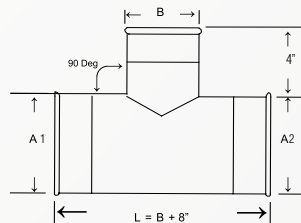
On sizes above 24", A is flanged. Add the cost of flange if B, C, and / or D require flanges.

### QF T-Branch

Ø in	Part No.	Ends	Gauge		Galv. Price	SS 304 Price	Weight (Galv)
			Galv	SS			
3	3227-03XX	QF	22	22	\$108.20	\$224.40	1.50
4	3227-04XX	QF	22	22	\$108.20	\$224.40	2.00
5	3227-05XX	QF	22	22	\$113.70	\$228.80	2.75
6	3227-06XX	QF	22	22	\$117.50	\$234.00	3.25
7	3227-07XX	QF	22	22	\$119.40	\$239.00	4.00
8	3227-08XX	QF	22	22	\$122.40	\$245.90	4.75
9	3227-09XX	QF	22	22	\$127.90	\$255.20	5.50
10	3227-10XX	QF	22	22	\$136.40	\$271.40	6.00
11	3227-11XX	QF	22	22	\$151.60	\$303.60	7.50
12	3227-12XX	QF	22	22	\$151.60	\$303.60	8.75
13	3227-13XX	QF	20	20	\$178.10	\$358.10	10.25
14	3227-14XX	QF	20	20	\$178.10	\$358.10	12.00
15	3227-15XX	QF	20	20	\$204.80	\$411.20	13.25
16	3227-16XX	QF	20	20	\$204.80	\$411.20	14.00
17	3227-17XX	QF	20	20	\$222.80	\$448.70	16.00
18	3227-18XX	QF	20	20	\$222.80	\$448.70	18.25
20	3227-20XX	QF	20	20	\$268.30	\$533.50	20.50
22	3227-22XX	QF	20	20	\$337.40	\$671.90	24.75
24	3227-24XX	QF	20	20	\$388.10	\$772.70	28.95
26	3227-26XX	FLANGE	18	18	\$428.50	\$1,101.80	40.28
28	3227-28XX	FLANGE	18	18	\$547.90	\$1,183.00	45.01
30	3227-30XX	FLANGE	18	18	\$616.10	\$1,279.50	58.53
32	3227-32XX	FLANGE	18	18	\$690.10	\$1,333.90	62.97
34	3227-34XX	FLANGE	18	18	\$767.80	\$1,410.80	66.42
36	3227-36XX	FLANGE	18	18	\$845.60	\$1,451.60	70.30
38	3227-38XX	FLANGE	18	18	\$930.80	\$1,588.10	75.74
40	3227-40XX	FLANGE	18	18	\$1,022.00	\$1,688.80	80.41



- All branches priced by large end.
- When ordering, specify A,B.
- A1 to A2 must be the same dimension, however B must be equal to or smaller than the A dimension.



On sizes above 24", A1 and A2 are flanged. Add the cost of flange if B requires a flange.



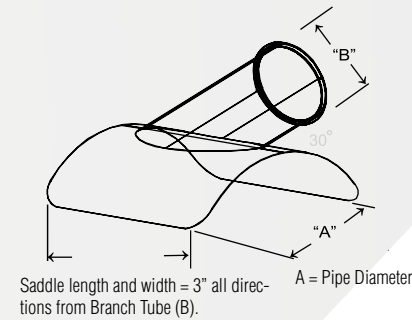
**QF In-Cut**

Ø in	Part No.	Ends	Gauge		Galv. Price	SS 304 Price	Weight (Galv)
			Galv	SS			
3	3223-XX03	QF	22	22	\$48.20	\$94.80	1.25
4	3223-XX04	QF	22	22	\$48.20	\$94.80	1.48
5	3223-XX05	QF	22	22	\$49.40	\$97.30	2.15
6	3223-XX06	QF	22	22	\$53.10	\$103.10	2.84
7	3223-XX07	QF	22	22	\$56.10	\$109.80	3.53
8	3223-XX08	QF	22	22	\$58.80	\$115.20	4.48
9	3223-XX09	QF	22	22	\$61.30	\$121.50	5.38
10	3223-XX10	QF	22	22	\$66.40	\$129.60	6.47
11	3223-XX11	QF	22	22	\$71.50	\$138.70	7.62
12	3223-XX12	QF	22	22	\$71.50	\$138.70	8.77
13	3223-XX13	QF	20	20	\$80.80	\$158.60	11.23
14	3223-XX14	QF	20	20	\$80.80	\$158.60	13.68
15	3223-XX15	QF	20	20	\$91.10	\$178.00	15.79
16	3223-XX16	QF	20	20	\$91.10	\$178.00	17.20
17	3223-XX17	QF	20	20	\$101.20	\$198.50	19.26
18	3223-XX18	QF	20	20	\$101.20	\$198.50	21.29
20	3223-XX20	QF	20	20	\$160.90	\$237.40	25.58
22	3223-XX22	QF	20	20	\$221.30	\$517.30	30.47
24	3223-XX24	QF	20	20	\$254.60	\$594.90	35.36
26	3223-XX26	FLANGE	18	18	\$320.80	\$865.40	40.28
28	3223-XX28	FLANGE	18	18	\$350.70	\$941.90	45.01
30	3223-XX30	FLANGE	18	18	\$388.10	\$1,018.80	56.53
32	3223-XX32	FLANGE	18	18	\$425.60	\$1,039.40	62.97
34	3223-XX34	FLANGE	18	18	\$515.60	\$1,075.30	67.42
36	3223-XX36	FLANGE	18	18	\$568.40	\$1,101.20	71.38
38	3223-XX38	FLANGE	18	18	\$600.00	\$1,216.50	76.74
40	3223-XX40	FLANGE	18	18	\$631.40	\$1,294.50	81.41

\*XX = A dimension, Number = B dimension. Gauge based on "A"



- Priced by B diameter.
- Specify A and B diameter and end treatment. Standard end is QF.
- Standard 30° Optional 45°.
- In-cut used to cut into existing lines to begin QF system.



**BRANCHES**

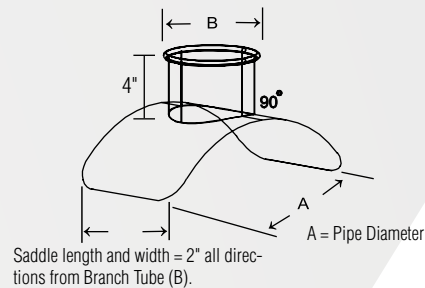
**QF Tap In**

Ø in	Part No.	Ends	Gauge		Galv. Price	SS 304 Price	Weight (Galv)
			Galv	SS			
3	3224-XX03	QF	22	22	\$48.20	\$94.80	0.45
4	3224-XX04	QF	22	22	\$48.20	\$94.80	0.62
5	3224-XX05	QF	22	22	\$49.40	\$97.30	0.84
6	3224-XX06	QF	22	22	\$53.10	\$103.10	1.12
7	3224-XX07	QF	22	22	\$56.10	\$109.80	1.35
8	3224-XX08	QF	22	22	\$58.80	\$115.20	1.63
9	3224-XX09	QF	22	22	\$61.30	\$121.50	1.94
10	3224-XX10	QF	22	22	\$66.40	\$129.60	2.26
11	3224-XX11	QF	22	22	\$71.50	\$138.70	2.47
12	3224-XX12	QF	22	22	\$71.50	\$138.70	2.92
13	3224-XX13	QF	20	20	\$80.80	\$158.60	3.30
14	3224-XX14	QF	20	20	\$80.80	\$158.60	4.41
15	3224-XX15	QF	20	20	\$91.10	\$178.00	5.10
16	3224-XX16	QF	20	20	\$91.10	\$178.00	5.60
17	3224-XX17	QF	20	20	\$101.20	\$198.50	6.10
18	3224-XX18	QF	20	20	\$101.20	\$198.50	6.74
20	3224-XX20	QF	20	20	\$160.90	\$237.40	7.68
22	3224-XX22	QF	20	20	\$221.30	\$517.30	8.94
24	3224-XX24	QF	20	20	\$254.60	\$594.90	11.25
26	3224-XX26	FLANGE	18	18	\$309.00	\$865.40	35.28
28	3224-XX28	FLANGE	18	18	\$350.70	\$941.90	40.00
30	3224-XX30	FLANGE	18	18	\$388.10	\$1,018.80	51.53
32	3224-XX32	FLANGE	18	18	\$425.60	\$1,039.40	57.97
34	3224-XX34	FLANGE	18	18	\$516.60	\$1,075.30	62.42
36	3224-XX36	FLANGE	18	18	\$568.40	\$1,101.20	66.38
38	3224-XX38	FLANGE	18	18	\$600.00	\$1,216.50	71.74
40	3224-XX40	FLANGE	18	18	\$631.40	\$1,294.50	79.41

\*XX = A dimension, Number = B dimension. Gauge based on "A"



- Priced by 'B' diameter.
- Specify 'A' and 'B' diameter and end treatment. Standard end is QF.
- Tap In used to cut into existing lines to begin QF system.



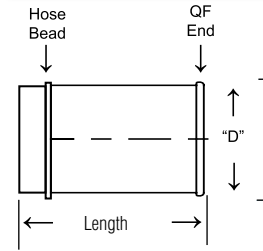
### QF Hose Adapter

Ø in	Part No.	Approx. Length	Gauge	Galv Price	SS 304 Price	Weight Galv
3	3282-0300	5.5	22	\$20.10 #	\$37.20	0.60
4	3282-0400	4	22	\$20.10 #	\$37.20	0.75
5	3282-0500	4	22	\$22.40 #	\$42.70	0.95
6	3282-0600	4	22	\$26.30 #	\$51.10	1.10
7	3282-0700	4	22	\$28.30 #	\$55.00	1.35
8	3282-0800	4	22	\$30.40 #	\$59.10	1.50
9	3282-0900	4	22	\$32.10	\$63.10	1.75
10	3282-1000	4	22	\$34.20	\$67.00	1.95
11	3282-1100	4	22	\$36.60	\$70.90	2.10
12	3282-1200	4	22	\$36.60	\$70.90	2.30
13	3282-1300	5.5	20	\$38.60	\$74.80	2.45
14	3282-1400	5.5	20	\$38.60	\$74.80	2.70
15	3282-1500	5.5	20	\$40.40	\$80.00	3.05
16	3282-1600	5.5	20	\$40.40	\$80.00	3.20
17	3282-1700	5.5	20	\$44.50	\$86.50	3.32
18	3282-1800	5.5	20	\$44.50	\$86.50	3.45
20	3282-2000	5.5	20	\$46.00	\$90.50	3.90
22	3282-2200	5.5	20	\$50.60	\$95.70	4.30
24	3282-2400	5.5	20	\$58.10	\$109.90	5.60

\*Published lengths are nominal and may vary slightly



- Used to connect to rubber hose.
- Will not work with metal flex hose.



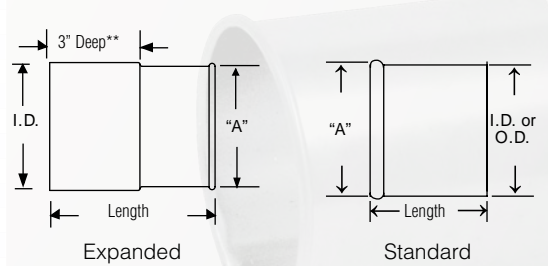
### QF Machine Adapter

Ø in	Part No.	Raw End ID in	Raw End OD in	Gauge	Approx. Length in	Maximum Open Dim. ID in	Galv Price	SS 304 Price	Weight Galv
3	3249-0300	2.90	3.00	22	5.5	3.18	\$19.80 #	\$36.50	0.60
4	3249-0400	3.86	3.93	22	4	4.30	\$19.80 #	\$36.50	0.75
5	3249-0500	4.87	4.94	22	4	5.30	\$21.90 #	\$42.00	0.95
6	3249-0600	5.89	5.96	22	4	6.30	\$25.80 #	\$50.30	1.10
7	3249-0700	6.89	6.96	22	4	7.30	\$27.70 #	\$54.10	1.35
8	3249-0800	7.88	7.95	22	4	8.30	\$29.80 #	\$58.20	1.50
9	3249-0900	8.88	8.95	22	4	9.30	\$31.50 #	\$62.00	1.75
10	3249-1000	9.89	9.95	22	4	10.30	\$33.60 #	\$65.80	1.95
11	3249-1100	10.88	10.94	22	4	11.30	\$35.70 #	\$69.60	2.10
12	3249-1200	11.97	12.04	22	4	12.30	\$35.70 #	\$69.60	2.30
13	3249-1300	12.97	13.05	20	5.5	13.30	\$37.90	\$73.50	2.45
14	3249-1400	13.96	14.04	20	5.5	14.30	\$37.90 #	\$73.50	2.70
15	3249-1500	14.97	15.04	20	5.5	15.30	\$39.60	\$78.60	3.05
16	3249-1600	15.97	16.04	20	5.5	16.30	\$39.60 #	\$78.60	3.20
17	3249-1700	16.97	17.05	20	5.5	17.30	\$43.70	\$85.10	3.32
18	3249-1800	17.96	18.04	20	5.5	18.30	\$43.70 #	\$85.10	3.45
20	3249-2000	19.96	20.04	20	5.5	20.30	\$45.20 #	\$88.90	3.90
22	3249-2200	21.97	22.05	20	5.5	22.30	\$49.60 #	\$94.00	4.30
24	3249-2400	23.94	24.02	20	5.5	24.30	\$57.20 #	\$108.00	5.60

\*Published lengths are nominal and may vary slightly.



- Standard end styles are QF to NOFIT.
- If Expanded, specify desired ID or OD of non QF end.
- Specify if different end style required. Options are: flanged (ANGFL or FFL) and raw (RAWID or RAWOD).
- **Must be within maximum opened dimension (.3"), or will be priced as reducer.**



Adapters can only be expanded up to .3" above the nominal diameter size (A dimension). Expansions larger than .3" should be ordered as a reducer.

#-Denotes an item that is returnable. See page 51 for a full listing of returnable items.

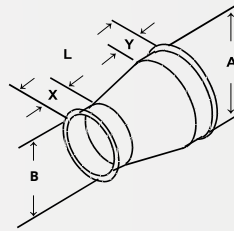
**QF Reducer**

Ø in	PART NO.	Ends	Gauge		Galv. Price	SS 304 Price	Weight Galv
			Galv	SS			
3	3222-03XX	QF	22	22	\$45.10	\$84.40	1.00
4	3222-04XX	QF	22	22	\$45.10	\$84.40	1.25
5	3222-05XX	QF	22	22	\$45.90	\$84.90	1.50
6	3222-06XX	QF	22	22	\$48.30	\$92.50	1.75
7	3222-07XX	QF	22	22	\$48.60	\$93.80	2.00
8	3222-08XX	QF	22	22	\$49.50	\$94.40	2.25
9	3222-09XX	QF	22	22	\$56.10	\$108.20	2.50
10	3222-10XX	QF	22	22	\$57.00	\$109.20	3.00
11	3222-11XX	QF	22	22	\$67.20	\$130.80	3.50
12	3222-12XX	QF	22	22	\$67.20	\$130.80	3.75
13	3222-13XX	QF	22	22	\$80.10	\$152.60	4.00
14	3222-14XX	QF	22	22	\$80.10	\$152.60	4.50
15	3222-15XX	QF	22	22	\$110.50	\$210.30	6.00
16	3222-16XX	QF	20	20	\$110.50	\$210.30	7.00
17	3222-17XX	QF	20	20	\$115.30	\$219.60	10.25
18	3222-18XX	QF	20	20	\$115.30	\$219.60	21.00
20	3222-20XX	QF	20	20	\$122.50	\$235.60	30.00
22	3222-22XX	QF	20	20	\$139.50	\$266.90	39.50
24	3222-24XX	QF	20	20	\$153.70	\$307.00	53.50
26	3222-26XX	FLANGE	18	18	\$168.40	\$397.70	74.00
28	3222-28XX	FLANGE	18	18	\$185.80	\$421.30	98.00
30	3222-30XX	FLANGE	18	18	\$202.40	\$456.90	117.05
32	3222-32XX	FLANGE	18	18	\$223.60	\$498.30	125.94
34	3222-34XX	FLANGE	18	18	\$245.20	\$551.80	134.83
36	3222-36XX	FLANGE	18	18	\$270.40	\$609.70	142.78
38	3222-38XX	FLANGE	18	18	\$298.10	\$670.30	153.47
40	3222-40XX	FLANGE	18	18	\$327.70	\$739.20	162.81



- Priced by large end 'A'.
- When ordering specify A,B.
- Specify reducer end style. "X" & "Y" are standard 2" long nominal. QF length (L)= A-B+6", 7" min. FL length (L)= A-B+8", 9" min.
- B end can be as small as 1".

**NOTE: See page 44 for ordering instructions**



On sizes above 24", A is flanged. Add the cost of flange if B requires a flange.

**NOTE: See page 51 for returnable sizes**

**QF Transition Rectangular to Round\***

Ø in	SQ to SQ Size	Part No.	Ends	Galv. Price	SS 304 Price	Weight Galv
3	7	3225-03XX	QF	\$93.50	\$196.90	1.65
4	13	3225-04XX	QF	\$93.50	\$196.90	2.85
5	20	3225-05XX	QF	\$97.00	\$204.80	4.05
6	28	3225-06XX	QF	\$100.50	\$217.20	5.55
7	38	3225-07XX	QF	\$106.90	\$227.90	7.35
8	50	3225-08XX	QF	\$111.80	\$241.40	9.45
9	64	3225-09XX	QF	\$115.70	\$243.70	11.60
10	79	3225-10XX	QF	\$119.80	\$258.60	14.00
11	95	3225-11XX	QF	\$122.00	\$263.20	17.10
12	113	3225-12XX	QF	\$122.00	\$263.20	21.00
13	133	3225-13XX	QF	\$126.50	\$273.70	25.00
14	154	3225-14XX	QF	\$126.50	\$273.70	29.80
15	177	3225-15XX	QF	\$132.70	\$281.70	36.95
16	201	3225-16XX	QF	\$132.70	\$281.70	45.00
17	227	3225-17XX	QF	\$136.70	\$297.80	53.05
18	255	3225-18XX	QF	\$136.70	\$297.80	61.10
20	314	3225-20XX	QF	\$141.40	\$304.70	70.90
22	380	3225-22XX	QF	\$169.10	\$362.10	82.00
24	452	3225-24XX	QF	\$194.70	\$416.50	94.40
26	531	3225-26XX	FLANGE	\$304.40	\$700.10	112.40
28	616	3225-28XX	FLANGE	\$405.10	\$931.70	132.00
30	707	3225-30XX	FLANGE	\$512.70	\$1,179.20	154.40
32	804	3225-32XX	FLANGE	\$667.50	\$1,535.30	176.20
34	908	3225-34XX	FLANGE	\$833.30	\$1,916.60	200.60
36	1018	3225-36XX	FLANGE	\$1,041.40	\$2,395.20	224.50
38	1134	3225-38XX	FLANGE	\$1,264.00	\$2,907.20	248.20
40	1257	3225-40XX	FLANGE	\$1,584.40	\$3,644.10	272.40

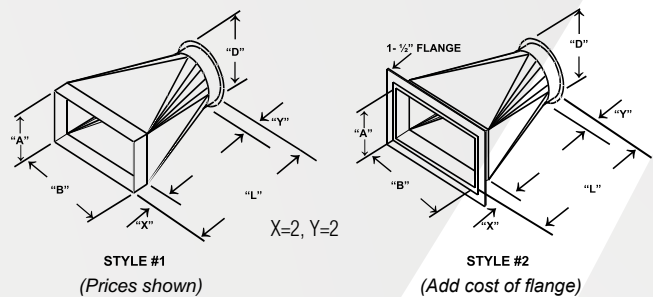


- Priced by largest area of opening - either round end (D) or the Area of Diameter closest to the squared area of the rectangular end (A x B = SQ).

**• Pricing for Style 1 only.**

\* Pricing based on a sheet metal flange (SMFL), raw, or hemmed end; Angle Flange or Flat Flange cost not included in price. See Angle Flange pricing on pg. 9 (use Round equivalent).

**See page 45 for additional transition ordering instructions and notes**



\*NOTE: Minimum L = B x .75. If less, square to square transition will be provided. 7" minimum L allowable for Sq to Rd and 4" L minimum allowable for Sq to Sq.

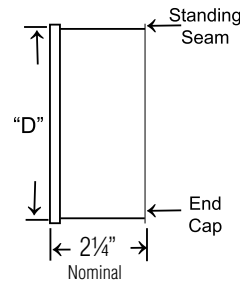
ADAPTERS

### QF End Cap

Ø in	PART NO.	Ends	Gauge		Galv. Price	SS 304 Price	Weight Galv
			Galv	SS			
3	3151-0300	QF	18	18	\$13.70	\$27.00	0.30
4	3151-0400		22	22	\$13.70	\$27.00	0.37
5	3151-0500		22	22	\$14.80	\$29.90	0.50
6	3151-0600		22	22	\$16.70	\$33.10	0.72
7	3151-0700		22	22	\$18.80	\$37.50	0.92
8	3151-0800		22	22	\$19.90	\$40.40	1.10
9	3151-0900		22	22	\$21.80	\$43.50	1.40
10	3151-1000		22	22	\$22.80	\$46.60	1.65
11	3151-1100		22	22	\$24.00	\$49.70	1.85
12	3151-1200		22	22	\$24.00	\$49.70	2.05
13	3151-1300		20	20	\$25.60	\$52.50	2.45
14	3151-1400		20	20	\$25.60	\$52.50	3.10
15	3151-1500		20	20	\$26.90	\$55.40	3.55
16	3151-1600		20	20	\$26.90	\$55.40	4.00
17	3151-1700		20	20	\$28.50	\$58.30	4.45
18	3151-1800		20	20	\$28.50	\$58.30	4.90
20	3151-2000		20	20	\$30.40	\$63.00	5.45
22	3151-2200		20	20	\$31.40	\$77.40	6.30
24	3151-2400		20	20	\$36.20	\$88.90	7.90



- End Caps enable users to close off taps for future use.
- End Caps larger than 24" will be a flat plate and angle ring. Call for pricing.

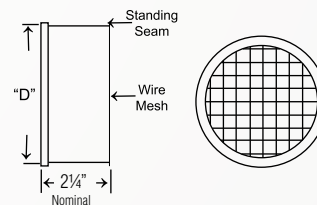


### QF End Cap with Birdscreen

Ø in	Part No.	Ends	Gauge		Galv. Price	SS 304 Price	Weight Galv
			Galv	SS			
3	3152-0300	QF	18	18	\$34.70	\$39.30	0.25
4	3152-0400		22	22	\$34.70	\$39.30	0.30
5	3152-0500		22	22	\$36.20	\$42.20	0.35
6	3152-0600		22	22	\$37.60	\$45.30	0.52
7	3152-0700		22	22	\$40.10	\$49.80	0.60
8	3152-0800		22	22	\$41.10	\$52.80	0.70
9	3152-0900		22	22	\$43.00	\$55.90	0.80
10	3152-1000		22	22	\$43.90	\$59.00	0.90
11	3152-1100		22	22	\$45.30	\$62.00	0.95
12	3152-1200		22	22	\$45.30	\$62.00	1.00
13	3152-1300		20	20	\$46.70	\$65.00	1.15
14	3152-1400		20	20	\$46.70	\$65.00	1.25
15	3152-1500		20	20	\$47.90	\$68.00	1.36
16	3152-1600		20	20	\$47.90	\$68.00	1.48
17	3152-1700		20	20	\$49.90	\$70.90	1.60
18	3152-1800		20	20	\$49.90	\$70.90	1.75
20	3152-2000		20	20	\$51.50	\$75.50	1.90
22	3152-2200		20	20	\$52.60	\$90.10	2.10
24	3152-2400		20	20	\$60.30	\$103.50	2.85



- End cap with birdscreen 1/2" wire mesh.
- End Caps larger than 24" will have expanded metal. Call for pricing.





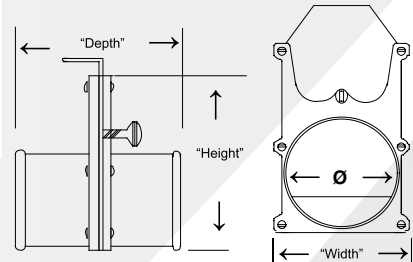
### QF Blast Gate Manual

Ø in	Part No.	Ends	Galv Width	Galv Height	Galv Depth	SS Width	SS Height	SS Depth	Galv Price	SS 304 Price ◊	Weight Galv
3	3240-0300	QF	4.25	7.00	5.25	5.00	6.00	5.25	\$44.10 #	\$174.50	1.50
4	3240-0400	QF	5.25	7.00	5.50	6.00	7.50	5.25	\$44.10 #	\$174.50	2.25
5	3240-0500	QF	6.12	6.25	5.75	7.00	10.50	5.00	\$45.90 #	\$204.80	3.00
6	3240-0600	QF	7.00	10.00	5.75	8.00	11.00	5.00	\$60.30 #	\$272.60	3.75
7	3240-0700	QF	8.00	11.12	5.38	9.00	12.00	5.00	\$74.70 #	\$291.30	4.50
8	3240-0800	QF	9.37	12.00	5.50	10.00	13.50	5.00	\$88.40 #	\$295.70	5.50
9	3240-0900	QF	11.00	13.25	5.50	11.00	15.00	5.00	\$124.30 #	\$380.90	7.00
10	3240-1000	QF	11.37	14.37	5.50	12.00	17.00	5.00	\$155.40 #	\$411.20	7.50
11 Ø	3240-1100	QF	11.37	14.37	5.50	13.00	19.00	5.00	\$201.50 #	\$470.60	9.50
12	3240-1200	QF	13.50	16.25	5.25	14.00	20.50	5.00	\$201.50 #	\$519.80	13.00
14	3240-1400	QF	15.75	17.87	5.25	16.00	23.25	5.00	\$298.80 #	\$600.60	16.00
16 Ø	3240-1600	QF	18.00	28.50	11.25	CALL	CALL	CALL	\$434.90	\$1,004.90	21.20
18 Ø	3240-1800	QF	20.80	32.75	11.25	CALL	CALL	CALL	\$533.50	\$1,143.50	25.00
20 Ø	3240-2000	QF	22.25	34.00	11.25	CALL	CALL	CALL	\$660.40	\$1,607.80	30.00
22 Ø	3240-2200	QF	24.25	33.50	11.25	CALL	CALL	CALL	\$720.80	\$1,649.80	34.00
24 Ø	3240-2400	QF	26.25	33.50	11.25	CALL	CALL	CALL	\$852.00	\$1,697.20	38.00
26 Ø	3240-2600	FLANGE	29.25	47.50	CALL	CALL	CALL	CALL	\$1,445.70	CALL	62.00
28 Ø	3240-2800	FLANGE	30.25	47.50	CALL	CALL	CALL	CALL	\$1,673.20	CALL	72.00
30 Ø	3240-3000	FLANGE	33.25	55.75	CALL	CALL	CALL	CALL	\$2,053.50	CALL	97.00

◊ SS Blast Gates have a lead time of 7 days minimum.



- Manually operated, cast aluminum body with galvanized blade and standard QF connection, unless otherwise specified. SS model is 100% SS.



### QF Blast Gate NFMES

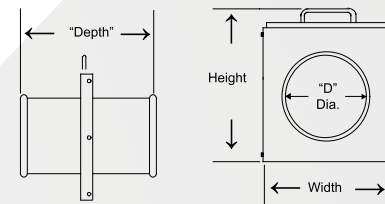
Ø in	Part No.	Ends	Galv Width	Galv Height	Galv Depth	Galv Price	SS 304 Price ◊	Weight Galv
3	3241-0300	QF	5.25	7.00	5.375	\$309.00	\$529.80	N/A
4	3241-0400		6.12	6.25	5.375	\$309.00	\$529.80	2.70
5	3241-0500		7.00	10.00	5	\$326.50	\$560.20	3.30
6	3241-0600		8.00	11.12	5	\$335.50	\$575.40	5.90
7	3241-0700		9.37	12.00	5	\$360.20	\$617.60	6.00
8	3241-0800		11.00	13.25	5	\$372.40	\$638.80	6.75
9	3241-0900		11.37	14.37	5	\$395.50	\$678.20	7.50
10	3241-1000		13.50	16.25	5	\$441.50	\$756.90	9.12
12	3241-1200		15.75	17.87	5	\$457.30	\$784.10	13.00
14	3241-1400		18.00	28.50	5	\$469.70	\$805.40	18.25
16 Ø	3241-1600		18.00	28.50	5	\$499.60	\$845.00	21.50

◊ SS Blast Gates have a lead time of 7 days minimum.



- Manually operated, energy saving blast gates. These compact and easy to operate gates are constructed of galvanized metal or 304SS with a special sealing device that reduces air loss and friction in operation.

- Other sizes available upon request.



◊ SS Blast Gates have a production time of **7 business days** minimum

#-Denotes an item that is returnable. See page 51 for a full listing of returnable items.

BLAST GATES

### QF Blast Gate NFES Automatic

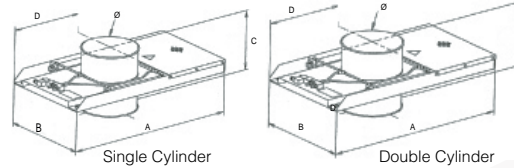
Ø in	Part No.	Ends	A in	B in	C in	D in	Galv. Price	SS 304 Price ◊	Weight Galv
3	3245-0300	QF	16.00	6.38	5.50	5.50	\$824.00 #	\$1,756.00	9.83
4	3245-0400		16.00	6.30	5.50	5.11	\$824.00 #	\$1,756.00	9.90
5	3245-0500		17.50	7.50	5.25	6.00	\$865.20 #	\$1,765.20	11.90
6	3245-0600		20.50	8.66	5.25	7.00	\$865.20 #	\$1,774.20	15.15
7	3245-0700		22.00	9.44	5.25	7.25	\$885.80 #	\$1,783.20	18.85
8	3245-0800		25.50	10.25	5.25	8.25	\$885.80 #	\$1,949.70	27.50
9	3245-0900		33.00	17.36	9.00	14.17	\$927.00	\$2,449.40	37.50
10	3245-1000		33.00	17.36	9.00	14.17	\$952.80	\$2,494.80	37.50
12	3245-1200		38.50	20.00	9.00	15.50	\$978.50	\$2,640.10	44.00
14	3245-1400		41.00	23.30	12.00	16.00	\$1,091.80	\$2,797.50	50.00
16 ◊	3245-1600		45.00	23.30	12.00	17.12	\$1,236.00	\$2,894.50	63.00
18 ◊	3245-1800		48.50	25.25	12.00	18.00	\$1,328.70	\$3,246.60	74.00
20 ◊	3245-2000		52.50	27.20	12.00	19.00	\$1,442.00	\$3,496.90	83.00
22 ◊	3245-2200		57.50	29.50	12.00	20.27	\$1,493.50	\$3,784.50	104.00



- Automatic energy saving blast gates operated by compressed air cylinders. Cylinders are controlled by electrically-connected solenoid to machines or remote switch. Gates are constructed of galvanized metal or SS (optional) and a special sealing device that reduces air loss and friction in operation. Available in sizes 4" dia. - 22" dia., 120V control circuit and 75psi minimum air pressure. Optional 24V DC or AC control circuit available.
- APPLICATION: Gates are used as energy saving devices for industrial dust extraction where continuous extraction is not always needed and where manual control needs to be eliminated.
- Single cylinder: 3" to 8". Double cylinder 9" to 22".
- All auto blast gates have cylinders with galvanized or SS body and steel rod. Solenoid has plastic housing.

◊ SS Blast Gates have a production time of **7 business days** minimum.

All cylinders are magnetic.



BLAST GATES

### Reed Switch Assembly 1.06

Part No.	Price Per Assembly
3245-0000-RSW106	\$84.40

- Optional position (open/closed) sensing switch with indicator light.
- Assembly includes two switches, one indicating open position and one indicating closed position.
- Applies to both styles of automatic Blast Gate.



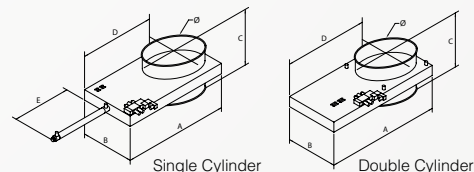
Cylinder with reed switches attached shown above

### QF SD Automatic Blast Gate

Ø in	Part No.	Ends	A in	B in	C in	D in	E in	Galv Price	Weight Galv
3	3242-0300	QF	8.11	4.25	5.25	6.30	8.50	\$515.00	9.83
4	3242-0400		10.31	5.30	5.50	7.81	8.50	\$515.00	9.90
5	3242-0500		12.80	6.00	5.75	9.88	9.50	\$525.30	11.90
6	3242-0600		14.47	7.12	5.75	11.28	11.50	\$525.30	15.15
7	3242-0700		16.25	8.00	5.38	12.44	11.50	\$566.50	18.85
8	3242-0800		18.75	9.30	5.50	14.38	13.50	\$618.00	27.50
9	3242-0900		20.63	10.63	5.50	15.88	13.50	\$643.80	37.50
10	3242-1000		22.63	11.65	5.50	17.25	13.50	\$643.80	37.50
12	3242-1200		30.00	16.00	5.25	23.25	N/A	\$669.50	44.00
14	3242-1400		33.04	18.38	5.25	25.29	N/A	\$746.80	50.00
16 ◊	3242-1600		38.52	20.38	11.25	29.65	N/A	\$834.30	63.00
18 ◊	3242-1800		46.69	22.38	11.25	37.04	N/A	\$927.00	74.00
20 ◊	3242-2000		48.69	24.38	11.25	38.04	N/A	\$999.10	83.00
22 ◊	3242-2200		50.69	26.38	11.25	39.04	N/A	\$1,091.80	104.00
24 ◊	3242-2400		55.50	31.28	11.25	42.40	N/A	\$1,215.40	125.00



- Operated by compressed air cylinders, controlled by electrically connected solenoid.
- 120v Control Circuit and 75psi minimum air pressure.
- Optional 24v DC or AC control circuits available.
- Single cylinder: 3" to 10".
- Double cylinder 12" to 22".
- Not available in SS.



◊ Items may take longer than standard lead times.

#-Denotes an item that is returnable. See page 51 for a full listing of returnable items.

### Rubber Hose, Black


Ø in	Part No.	Price PER FOOT	WEIGHT
1	3280-0100-000000	\$4.20	0.14
1.5	3280-1500-000000	\$4.20	0.17
2	3280-0200-000000	\$4.50	0.24
2.5	3280-2500-000000	\$5.70	0.27
3	3280-0300-000000	\$6.80	0.34
3.5	3280-3500-000000	\$7.00	0.39
4	3280-0400-000000	\$7.00	0.50
5	3280-0500-000000	\$9.00	0.64
5.5	3280-5500-000000	\$10.20	0.71
6	3280-0600-000000	\$11.40	0.91
7	3280-0700-000000	\$13.20	1.00
8	3280-0800-000000	\$14.60	1.04
9	3280-0900-000000	\$21.90	1.20
10	3280-1000-000000	\$22.70	1.60
12	3280-1200-000000	\$23.40	2.00
14	3280-1400-000000	\$35.10	2.40
16	3280-1600-000000	\$40.40	2.80
18	3280-1800-000000	\$45.80	3.60
20	3280-2000-000000	\$48.90	4.00
22	3280-2200-000000	\$56.40	5.00
24	3280-2400-000000	\$64.90	6.00



- Black thermoplastic flexible rubber hose reinforced with spring steel wire helix.
- Order hose clamps separately.
- 3" - 12" is sold in 5' increments up to 50' maximum.
- 14" - 24" sold in 5' increments up to 25' maximum.
- Use #3282 Hose Adapter with this hose.



• Stainless Steel Only



### Hose Clamp

Ø in	Part No.	SS 304 Price	Weight
2	3285-0200	\$2.50	0.05 #
3	3285-0300	\$2.50	0.06 #
4	3285-0400	\$4.10	0.07 #
5	3285-0500	\$4.10	0.08 #
6	3285-0600	\$5.10	0.09 #
7	3285-0700	\$6.00	0.10 #
8	3285-0800	\$7.60	0.14 #
9	3285-0900	\$8.20	0.15 #
10	3285-1000	\$8.60	0.17 #
12	3285-1200	\$12.40	0.20 #
14	3285-1400	\$13.20	0.25
16	3285-1600	\$15.00	0.30
18	3285-1800	\$15.90	0.40
20	3285-2000	\$17.00	0.45
22	3285-2200	\$18.60	0.50
24	3285-2400	\$20.30	0.60

### Rubber Hose, Clear

Ø in	Part No.	Price per Foot	Weight
1	3280-0100-700000	N/A	0.14
1.5	3280-1500-700000	N/A	0.17
2	3280-0200-700000	\$5.40	0.24
2.5	3280-2500-700000	\$6.60	0.27
3	3280-0300-700000	\$7.90	0.34
4	3280-0400-700000	\$9.10	0.50
5	3280-0500-700000	\$10.50	0.64
5.5	3280-5500-700000	\$10.90	0.71
6	3280-0600-700000	\$13.50	0.91
7	3280-0700-700000	\$15.10	1.00
8	3280-0800-700000	\$17.40	1.04
9	3280-0900-700000	\$24.00	1.20
10	3280-1000-700000	\$26.10	1.60
12	3280-1200-700000	\$26.50	2.00
14	3280-1400-700000	\$39.10	2.40
16	3280-1600-700000	\$45.20	2.80
18	3280-1800-700000	N/A	3.60
20	3280-2000-700000	N/A	4.00
22	3280-2200-700000	N/A	5.00
24	3280-2400-700000	N/A	6.00



- Clear PVC flexible rubber hose reinforced with spring steel wire helix, manufactured with FDA acceptable materials.
- Order hose clamps separately.
- 3" - 12" is sold in 5' increments up to 50' maximum.
- 14" - 16" sold in 5' increments up to 25' maximum.
- Inquire for pricing on 18" and larger, special order with a 25' minimum purchase.
- Use #3282 Hose Adapter with this hose.



• Conforms to hose's wire helix for more secure fit.

### Static Dissipative Urethane Hose, Clear

Ø in	Part No.	Price per Foot	Weight (lbs/ft)
3	3279-0300	\$13.70	0.40
4	3279-0400	\$16.20	0.70
5	3279-0500	\$21.70	0.90
6	3279-0600	\$24.00	1.00
8	3279-0800	\$26.80	1.50
10	3279-1000	\$34.00	1.60
12	3279-1200	\$47.70	2.00



- Medium weight clear static dissipative polyurethane hose reinforced with bronze coated spring steel wire helix, manufactured with FDA acceptable materials.
- Great abrasion resistance & high tear strength as well as superior chemical resistance, excellent flexibility, and tolerance for applications with wide temperature ranges.
- Order hose clamps separately.

### Bridge Clamp for Hose

Ø in	Part No.	SS 304 Price	Weight
2	3288-0200	\$5.60	0.05
2.5	3288-0250	\$6.00	0.06
3	3288-0300	\$5.90	0.07
4	3288-0400	\$6.60	0.09
5	3288-0500	\$7.20	0.10
6	3288-0600	\$9.00	0.14
7	3288-0700	\$10.20	0.15
8	3288-0800	\$11.00	0.17
10	3288-1000	\$13.00	0.25
12	3288-1200	\$18.70	0.30

HOSES & CLAMPS

#-Denotes an item that is returnable. See page 51 for a full listing of returnable items.

### Rigid Flex Steel Hose ◊

Ø in	Part No.	Galv Price per Foot	SS 304 Price ◊ per Foot	Weight
1.5	3281-1500	\$5.00	N/A	1.00
2	3281-0200	\$6.30	\$17.20	1.30
2.5	3281-2500	\$6.60	N/A	1.60
3	3281-0300	\$9.60	\$25.40	2.00
3.5	3281-3500	\$10.50	N/A	2.30
4	3281-0400	\$12.10	\$33.50	2.60
5	3281-0500	\$14.80	\$41.80	3.00
6	3281-0600	\$18.20	\$42.80	3.60
7	3281-0700	\$20.70	\$48.40	4.00
8	3281-0800	\$23.80	\$54.90	4.60
9	3281-0900	\$26.60	\$64.30	5.30
10	3281-1000	\$28.60	\$65.60	5.90
12	3281-1200	\$34.70	\$76.30	7.00
14	3281-1400	\$40.10	\$89.90	8.10



- Flexible rigid steel hose for higher temperature or abrasive material.
- Available in Galvanized or Stainless Steel.
- 1.5" - 6" is sold in 5' increments up to a 25' maximum length.
- 7" - 14" hoses are sold in 5' increments only. If lengths longer than 5' are needed, Nordfab can supply 5' hose assemblies with Quick-Fit ends to easily connect additional assemblies.
- Comes with raw ends standard.
- QF or Angle Flange ends can be attached (additional charge).

◊ Items may take longer than standard lead times.

\* Do **NOT** use #3285 SS Hose Clamps with these hoses (3281 & 3283).

Alternate ends are available for these hoses upon request at additional cost of \$10.00 per end plus the cost of a machine adapter. If flange required, see pg. 9.

### Ultra Flex Steel Hose ◊

Ø in	Part No.	Galv Price per Foot	SS 304 Price ◊ per Foot	Weight Galv
3	3283-0300	\$18.10	\$42.70	2.15
4	3283-0400	\$18.10	\$42.70	2.65
5	3283-0500	\$22.50	\$52.90	3.05
6	3283-0600	\$27.50	\$64.70	3.55
7	3283-0700	\$32.40	\$76.20	4.15
8	3283-0800	\$36.70	\$84.50	4.55

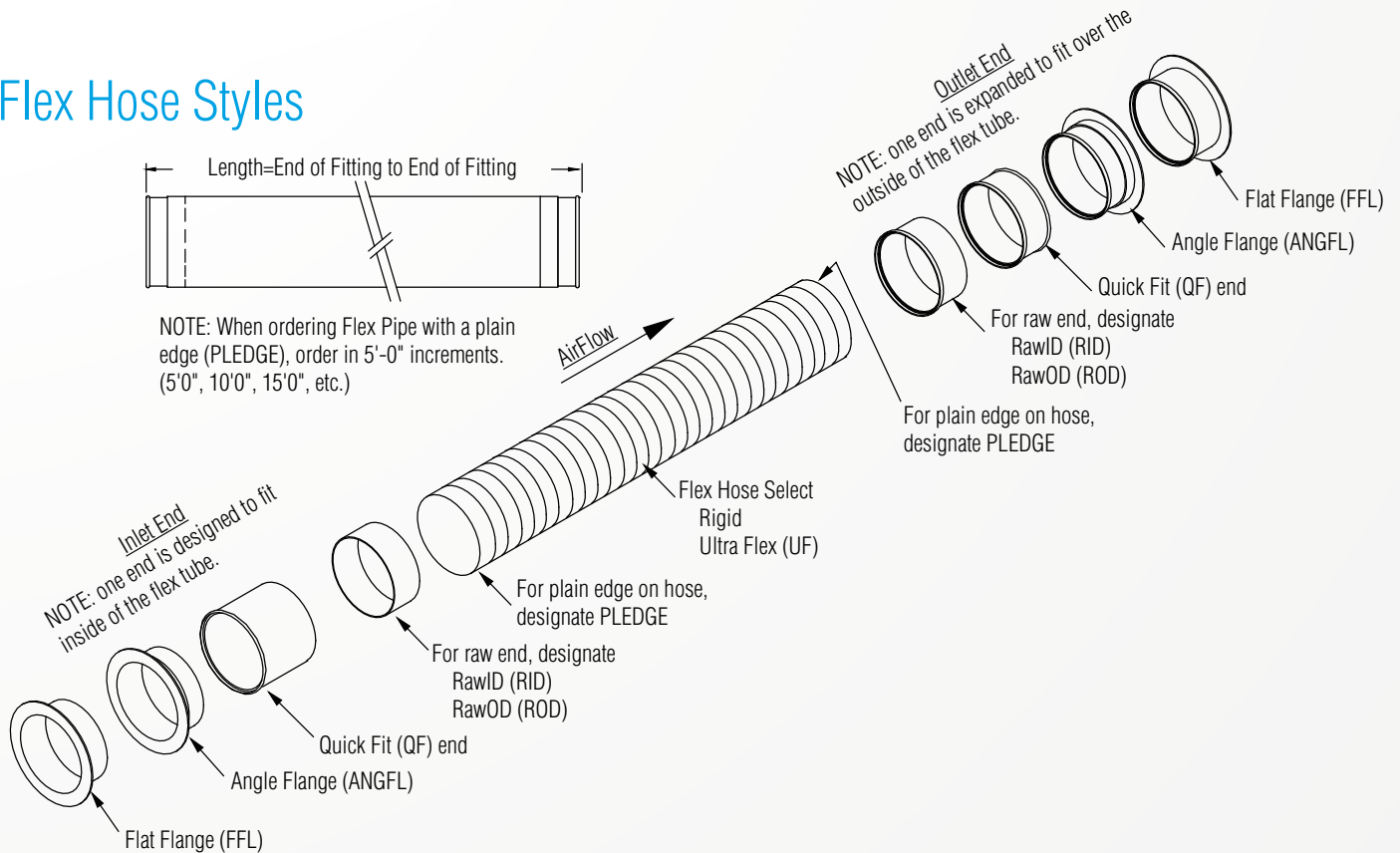


- Special flex-steel hose.
- Available in Galvanized or Stainless Steel.
- 3" - 6" is sold in 5' increments up to a 25' maximum length.
- 7" - 8" hoses are sold in 5' increments only. If lengths longer than 5' are needed, Nordfab can supply 5' hose assemblies with Quick-Fit ends to easily connect additional assemblies.
- Comes with plain ends standard.
- QF or Angle Flange ends can be attached (additional charge).

◊ Items may take longer than standard lead times.


HOSES & CLAMPS

## Flex Hose Styles



### QF Canopy Hood

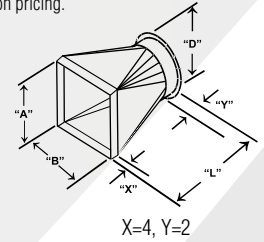
Ø in	Part No.	A in	B in	L in	X	Y	Ends	Galv Price	SS 304 Price	Weight Galv
16	3270-1818	18	18	15.5	4	2	QF	\$169.10	\$367.40	9.00
16	3270-2424	24	24	20	4	2		\$309.10	\$670.20	16.00
18	3270-3636	36	36	29	4	2		\$799.30	\$1,727.40	36.00
18	3270-4848	48	48	38	4	2		\$1,421.40	\$3,071.90	64.00



- 18ga material
- Specify opening size: 18" square, 24" square, 36" square, or 48" square. Hemmed end.
- Other sizes upon request. Maximum size 72"x48".
- If flange needed, please see transition pricing.

**Hood Design Basis:**  
150 fpm capture velocity  
2 ft. distance from source

\*NOTE: Minimum L = .75 (B). If less, square to square transition will be provided. 7" minimum L allowable for Sq to Rd and 4" L minimum allowable for Sq to Sq.

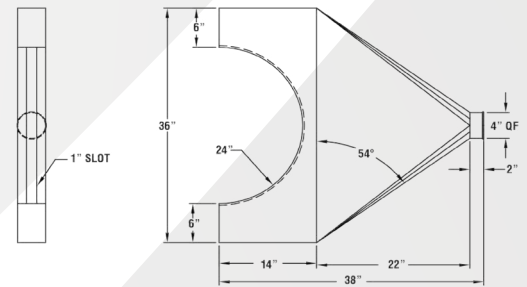


### QF Barrel Hood

Ø in	Part No.	Ends	Galv Price	SS 304 Price	Weight Galv
4	3271-0400	QF	\$335.80	\$931.00	14.50
6	3271-0600		\$360.00	\$998.10	14.50
8	3271-0800		\$371.80	\$1,041.50	14.50



- 18ga material
- Designed to fit 55 gallon drums.



### QF Router Hood

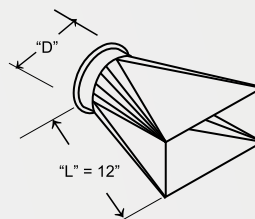
Ø in	Part No.	Ends	Galv Price	SS 304 Price	Weight Galv
3	3231-0300	QF	\$153.30	\$425.30	2.40
4	3231-0400		\$153.30 #	\$425.30	2.85
5	3231-0500		\$157.50 #	\$437.10	3.00
6	3231-0600		\$162.60 #	\$451.50	3.20
7	3231-0700		\$167.60	\$465.30	3.50
8	3231-0800		\$172.20	\$478.10	4.00
9	3231-0900		\$179.20	\$497.30	6.20
10	3231-1000		\$191.10	\$530.40	8.50



- Standard opening 6" x 12".
- Hood with magnet ships with a cap on the magnet to keep it from sticking to other products in the shipment.
- Magnet itself is not available in SS.

### QF Router Hood with Magnet

Ø in	Part No.	Ends	Galv Price	SS 304 Price	Weight Galv
3	3232-0300	QF	\$192.40	\$534.00	3.40
4	3232-0400		\$192.40	\$534.00	4.60
5	3232-0500		\$196.90	\$546.70	5.50
6	3232-0600		\$203.10	\$563.90	6.40
7	3232-0700		\$206.90	\$574.10	7.25
8	3232-0800		\$210.40	\$584.10	8.50
9	3232-0900		\$217.80	\$604.40	12.40
10	3232-1000		\$230.30	\$639.50	17.00



#-Denotes an item that is returnable. See page 51 for a full listing of returnable items.

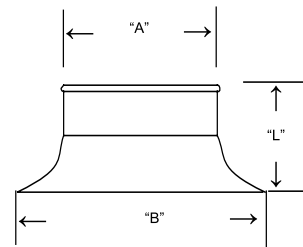


### QF Bell Mouth Hood

Ø (A) in	Ø (B) in	Part No.	Length (L) in	Galv Price	SS 304 Price Ø	Weight Galv
3	8	3251-0300	4.5	\$72.90	\$125.30	0.90
4	9	3251-0400	4.5	\$72.90	\$125.30	1.05
5	10	3251-0500	4.5	\$84.60	\$145.20	1.15
6	12	3251-0600	5.0	\$92.70	\$159.30	1.85
7	13	3251-0700	5.0	\$99.10	\$170.00	1.95
8	14	3251-0800	5.0	\$106.30	\$182.50	2.10
9	15	3251-0900	5.0	\$116.20	\$199.50	2.25
10	16	3251-1000	5.0	\$125.00	\$214.90	3.00
11	19	3251-1100	6.0	\$149.50	\$256.70	3.70
12	20	3251-1200	6.0	\$149.50	\$256.70	4.10
13	21	3251-1300	6.0	\$152.10	CALL	4.50
14	22	3251-1400	6.0	\$152.10	CALL	5.75
15	23	3251-1500	6.0	\$154.90	CALL	6.25
16	26	3251-1600	7.0	\$154.90	CALL	7.50
17	27	3251-1700	7.0	\$179.20	CALL	8.25
18	28	3251-1800	7.0	\$179.20	CALL	9.50
20	30	3251-2000	7.0	\$203.40	CALL	10.75
22	34	3251-2200	8.0	\$227.70	CALL	12.25
24	36	3251-2400	8.0	\$261.90	CALL	14.50



- A flared end hood
- Increases capture ratio of air, dust, smoke etc.
- Increases laminar air flow
- 20 gauge

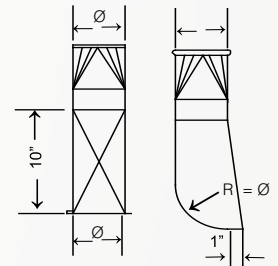


### QF Radial Arm Saw Hood

Ø	Part No.	Ends	Galv Price	SS Price	Weight Galv
4	3229-0400	QF	\$181.30 #	Call	3.50
5	3229-0500		\$221.10 #	Call	3.90
6	3229-0600		\$303.90 #	Call	4.20



- Used to collect dust from "Radial Arm Saws"
- Body 18 gauge
- Transition 22 gauge
- Available in SS

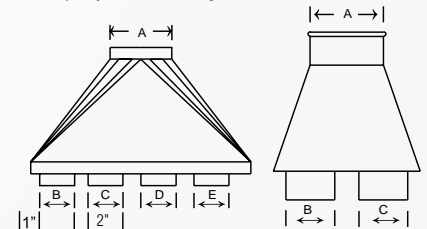


### QF Suction Hood

Part No.	Ends	No. of Pickups	Galv Price	SS 304 Price	Weight Galv
3230-XX02	QF	2	\$203.40	\$428.90	6.50
3230-XX03		3	\$231.30	\$492.20	9.00
3230-XX04		4	\$255.50	\$544.20	13.40
3230-XX05		5	\$313.70	\$664.40	22.80
3230-XX06		6	\$429.80	\$912.90	47.60



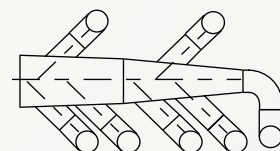
- Specify round or rectangular.



HOODS

### Custom Manifold

**Custom manifolds are available. Contact our sales office for your particular needs.**



#-Denotes an item that is returnable. See page 51 for a full listing of returnable items.

◇ Diverter Valves have a lead time of **7 days** minimum

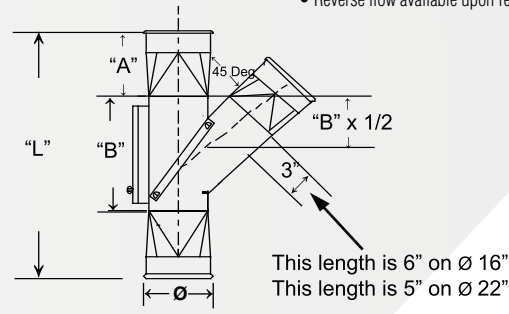
**QF Manual Diverter Valve** ◇

Ø in	Part No.	Ends	B in	A in	L in	Housing Gauge	Black Metal Price	SS 304 Price	Weight (Galv)
3	3235-0345	QF	14	6	26	3/16	\$1,249.60	\$1,800.10	15.00
4	3235-0445		14	6	26	3/16	\$1,249.60	\$1,800.10	20.00
5	3235-0545		15.25	6	27.25	3/16	\$1,407.90	\$1,967.40	30.00
6	3235-0645		16	6	28	3/16	\$1,504.90	\$2,101.30	44.00
7	3235-0745		16	6	28	3/16	\$1,585.60	\$2,215.00	60.00
8	3235-0845		17	6	29	3/16	\$1,660.20	\$2,318.80	66.50
9	3235-0945		18	8	34	3/16	\$1,734.80	\$2,422.50	85.40
10	3235-1045		20	8	36	3/16	\$1,806.50	\$2,522.80	100.00
11	3235-1145		20	8	36	3/16	\$1,924.50	\$2,687.00	115.00
12	3235-1245		24	8	40	3/16	\$1,924.50	\$2,687.00	130.00
13	3235-1345		24	8	40	3/16	\$2,103.60	\$2,937.80	146.50
14	3235-1445		28	8	44	3/16	\$2,103.60	\$2,937.80	170.00
15	3235-1545		28	8	44	3/16	\$2,282.80	\$3,188.90	190.00
16	3235-1645		32	8	48	3/16	\$2,282.80	\$3,188.90	220.00
17	3235-1745		32	8	48	3/16	\$2,463.50	\$3,439.60	337.00
18	3235-1845		36	8	52	3/16	\$2,463.50	\$3,439.60	392.00
20	3235-2045		40	10	60	3/16	\$2,570.90	\$3,590.40	447.00
22	3235-2245		41.25	10	61.25	3/16	\$2,678.40	\$3,740.80	522.50
24	3235-2445		48	10	68	3/16	\$3,080.20	\$4,302.00	625.10

◇ Diverter Valves have a lead time of 7 days minimum



- High efficiency, economical method of diverting flow of material or air.
- Constructed of heavy 3/16" thick and painted metal with welded seams. Supplied with heavy duty flange bearings and rubber seal in door.
- Manual Open and Close.
- 45° angle only.
- Other sizes available upon request.
- Available in black metal painted (standard) or stainless steel (optional).
- Reverse flow available upon request.



Manual

**QF Automatic Diverter Valve** ◇

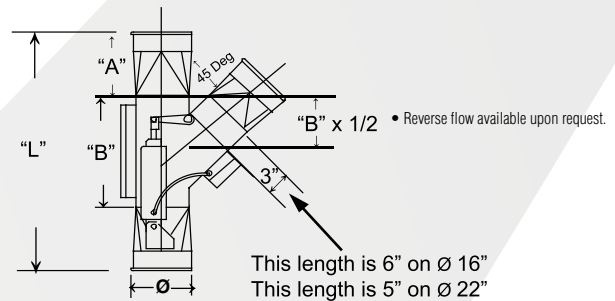
Ø in	Part No.	Ends	B in	A in	L in	Housing Gauge	Black Metal Price	SS 304 Price	Weight (Galv)
3	3236-0345	QF	14	6	26	3/16	\$1,975.20	\$2,844.00	22.50
4	3236-0445		14	6	26	3/16	\$1,975.20	\$2,844.00	27.00
5	3236-0545		15.25	6	27.25	3/16	\$2,155.90	\$3,011.40	37.50
6	3236-0645		16	6	28	3/16	\$2,396.20	\$3,345.90	51.00
7	3236-0745		16	6	28	3/16	\$2,455.90	\$3,429.80	67.50
8	3236-0845		17	6	29	3/16	\$2,539.60	\$3,546.70	74.00
9	3236-0945		18	8	34	3/16	\$2,635.20	\$3,680.50	92.90
10	3236-1045		20	8	36	3/16	\$2,815.80	\$3,931.70	107.50
11	3236-1145		20	8	36	3/16	\$2,994.90	\$4,182.50	140.00
12	3236-1245		24	8	40	3/16	\$2,994.90	\$4,182.50	154.00
13	3236-1345		24	8	40	3/16	\$3,174.00	\$4,433.50	177.50
14	3236-1445		28	8	44	3/16	\$3,174.00	\$4,433.50	198.50
15	3236-1545		28	8	44	3/16	\$3,823.60	\$5,340.10	227.40
16	3236-1645		32	8	48	3/16	\$3,823.60	\$5,340.10	260.00
17	3236-1745		32	8	48	3/16	\$4,152.00	\$5,798.60	345.00
18	3236-1845		36	8	52	3/16	\$4,152.00	\$5,798.60	400.00
20	3236-2045		40	10	60	3/16	\$4,453.60	\$6,220.20	455.00
22	3236-2245		41.25	10	61.25	3/16	\$5,086.60	\$7,103.60	530.00
24	3236-2445		48	10	68	3/16	\$5,849.70	\$8,169.10	635.00

◇ Diverter Valves have a lead time of 7 days minimum



- High efficiency, economical method of diverting flow of material or air.
- Constructed of heavy 3/16" thick and painted metal with welded seams. Supplied with heavy duty flange bearings and rubber seal in door.
- Power Open and Close.
- Minimum 75psi.
- 45° angle only.
- Other sizes available upon request.
- Available in black metal painted (standard) or stainless steel (optional).
- SS diverters have SS cylinder with steel rod.

All cylinders are magnetic



Automatic

**Reed Switch Assembly 2.50**

Part No.	Price PER ASSEMBLY
3203-0000-RSW250	\$89.80

- **Optional** position (open/closed) sensing switch with indicator light.
- Assembly includes two switches, one indicating open position and one indicating closed position.
- Applies to both styles of automatic Diverter Valves.



Cylinder with reed switches attached shown at left

DIVERTER VALVES



- High efficiency, economical method of diverting flow of material or air.
- Constructed of heavy 14ga thick galvanized or stainless steel, with bolted seams. Supplied with heavy duty flange bearings and rubber seal in door.
- 45° angle only.
- Available in galvanized (standard) or stainless steel (optional).
- Operated by compressed air cylinders, controlled by electrically connected solenoid. 120v control circuit and 75psi minimum air pressure. Optional 24v DC or AC control circuits available. (Auto Only)
- Diverters have galvanized or SS cylinder with steel rod.

**QF SD Manual Diverter Valve**

Ø in	Part No.	Galv Price	SS 304 Price	Weight Galv
3	3233-0300	\$966.60	\$1,170.10	10.00
4	3233-0400	\$966.60	\$1,170.10	10.00
5	3233-0500	\$966.60	\$1,170.10	10.00
6	3233-0600	\$1,164.00	\$1,365.80	22.00
7	3233-0700	\$1,164.00	\$1,365.80	22.00
8	3233-0800	\$1,284.20	\$1,507.30	37.00
9	3233-0900	\$1,284.20	\$1,507.30	37.00
10	3233-1000	\$1,397.30	\$1,639.90	55.00
11	3233-1100	\$1,397.30	\$1,639.90	55.00
12	3233-1200	\$1,488.70	\$1,746.50	73.00
13	3233-1300	\$1,488.70	\$1,746.50	73.00

**SD Auto Diverter Valve**


Ø in	Part No.	Galv Price	SS 304 Price	Weight Galv
3	3234-0300	\$1,527.80	\$1,848.60	15.00
4	3234-0400	\$1,527.80	\$1,848.60	15.00
5	3234-0500	\$1,527.80	\$1,848.60	15.00
6	3234-0600	\$1,853.50	\$2,174.90	27.00
7	3234-0700	\$1,853.50	\$2,174.90	27.00
8	3234-0800	\$1,964.30	\$2,305.40	42.00
9	3234-0900	\$1,964.30	\$2,305.40	42.00
10	3234-1000	\$2,177.90	\$2,555.60	60.00
11	3234-1100	\$2,177.90	\$2,555.60	60.00
12	3234-1200	\$2,316.60	\$2,718.70	78.00
13	3234-1300	\$2,316.60	\$2,718.70	78.00

All cylinders are magnetic

◇ Diverter Valves have a lead time of **7 days** minimum

### QF Gripple Hanger

Size Weight	Part No.	Price	Weight Galv
Up to 22lbs	3266-1500-022LBS	\$6.50 #	0.05
Up to 100lbs	3266-1500-100LBS	\$9.20 #	0.10
Up to 200lbs	3266-1500-200LBS	\$11.00 #	0.75
Up to 495lbs	3266-1500-495LBS	\$21.00 #	1.10
Up to 715lbs	3266-1500-715LBS	\$27.70 #	1.20



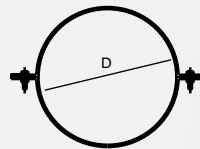
- Comes in length of 15 feet.
- Most common hanging method.

### QF Pipe Hanger

Ø in	Part No.	Galv Price	SS 304 Price	Weight Galv
3	3265-0300	\$7.10 #	\$15.20	0.40
4	3265-0400	\$7.10 #	\$15.20	0.45
5	3265-0500	\$7.90 #	\$16.50	0.50
6	3265-0600	\$9.10 #	\$18.60	0.60
7	3265-0700	\$9.10 #	\$20.70	0.65
8	3265-0800	\$10.80 #	\$24.00	0.75
9	3265-0900	\$13.40 #	\$29.50	0.85
10	3265-1000	\$14.10 #	\$31.60	0.95
11	3265-1100	\$15.70 #	\$35.10	1.00
12	3265-1200	\$15.70 #	\$35.10	1.10
13	3265-1300	\$17.90 #	\$39.50	1.20
14	3265-1400	\$17.90 #	\$39.50	1.15
15	3265-1500	\$23.20	\$49.20	1.30
16	3265-1600	\$23.20	\$49.20	1.35
17	3265-1700	\$24.60	\$50.40	1.40
18	3265-1800	\$24.60	\$50.40	1.50
20	3265-2000	\$27.00	\$54.70	1.80
22	3265-2200	\$33.20	\$66.70	6.00
24	3265-2400	\$38.10	\$76.70	6.00
26	3265-2600	\$43.20	\$84.20	6.00
28	3265-2800	\$47.00	\$88.50	6.00
30	3265-3000	\$48.90	\$100.70	7.50
32	3265-3200	\$60.50	\$124.60	8.00
34	3265-3400	\$66.30	\$137.90	8.00
36	3265-3600	\$74.30	\$152.00	8.80
38	3265-3800	\$82.00	\$167.40	10.00
40	3265-4000	\$89.90	\$183.90	10.00



- 3"-24" made from galvanized steel 14 gauge, SS is 16 gauge.
- Over 24" made from 3/16" flat bar steel
- Clearance hole 5/16"
- Bolts are supplied with hanger.

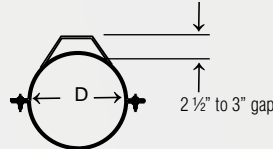


### QF Pipe Hanger HJ

Ø in	Part No.	Galv. Price	SS 304 Price	Weight Galv
3	3265-0300-1HJ	\$14.20	\$30.70	0.45
4	3265-0400-1HJ	\$14.20	\$30.70	0.55
5	3265-0500-1HJ	\$15.90	\$34.10	0.65
6	3265-0600-1HJ	\$18.00	\$38.90	0.75
7	3265-0700-1HJ	\$18.00	\$38.90	0.85
8	3265-0800-1HJ	\$21.50	\$46.40	0.95
9	3265-0900-1HJ	\$26.60	\$57.30	1.05
10	3265-1000-1HJ	\$28.20	\$60.70	1.15
11	3265-1100-1HJ	\$31.40	\$67.50	1.30
12	3265-1200-1HJ	\$31.40	\$67.50	1.45
13	3265-1300-1HJ	\$35.70	\$77.10	1.60
14	3265-1400-1HJ	\$35.70	\$77.10	1.75
15	3265-1500-1HJ	\$46.40	\$99.50	1.90
16	3265-1600-1HJ	\$46.40	\$99.50	2.20
17	3265-1700-1HJ	\$49.10	\$105.70	2.50
18	3265-1800-1HJ	\$49.10	\$105.70	2.85
20	3265-2000-1HJ	\$54.00	\$115.90	3.40
22	3265-2200-1HJ	\$66.30	\$142.60	4.10
24	3265-2400-1HJ	\$76.30	\$164.10	5.00



- 3"-24" made from galvanized steel 14 gauge, SS is 16 gauge
- Clearance hole 7/16"
- Bolts are supplied with hanger.



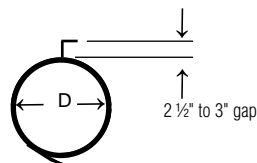
#-Denotes an item that is returnable. See page 51 for a full listing of returnable items.

### QF Clamp Hanger

Ø in	Part No.	Galv Price	SS Price
3	3265-0300-1QF000	\$20.00	\$42.80
4	3265-0400-1QF000	\$20.00	\$42.80
5	3265-0500-1QF000	\$22.10	\$47.80
6	3265-0600-1QF000	\$25.20	\$54.40
7	3265-0700-1QF000	\$25.20	\$54.40
8	3265-0800-1QF000	\$30.20	\$65.00
9	3265-0900-1QF000	\$37.20	\$80.30
10	3265-1000-1QF000	\$39.60	\$84.90
11	3265-1100-1QF000	\$44.00	\$94.50
12	3265-1200-1QF000	\$44.00	\$94.50
13	3265-1300-1QF000	\$53.60	\$107.90
14	3265-1400-1QF000	\$53.60	\$107.90
15	3265-1500-1QF000	\$64.90	\$139.40
16	3265-1600-1QF000	\$64.90	\$139.40
17	3265-1700-1QF000	\$68.80	\$147.90
18	3265-1800-1QF000	\$68.80	\$147.90
20	3265-2000-1QF000	\$75.60	\$162.90
22	3265-2200-1QF000	\$92.90	\$199.60
24	3265-2400-1QF000	\$106.90	\$230.00



- Tested by MET Laboratories to hold, without failure, up to 170lbs for 9" hanger and up to 850lbs for 20".



### QF Strut Hanger

Size	Part No.	Galv Price	SSPrice
3	3265-0300-1MH000	\$10.70	\$22.90
4	3265-0400-1MH000	\$10.70	\$22.90
5	3265-0500-1MH000	\$11.90	\$24.80
6	3265-0600-1MH000	\$13.60	\$27.90
7	3265-0700-1MH000	\$13.60	\$31.00
8	3265-0800-1MH000	\$16.20	\$36.10
9	3265-0900-1MH000	\$20.10	\$44.30
10	3265-1000-1MH000	\$21.20	\$47.50
11	3265-1100-1MH000	\$23.50	\$52.60
12	3265-1200-1MH000	\$23.50	\$52.60
13	3265-1300-1MH000	\$26.90	\$59.20
14	3265-1400-1MH000	\$26.90	\$59.20
15	3265-1500-1MH000	\$34.80	\$73.90
16	3265-1600-1MH000	\$34.80	\$73.90
17	3265-1700-1MH000	\$37.00	\$75.60
18	3265-1800-1MH000	\$37.00	\$75.60
20	3265-2000-1MH000	\$40.50	\$82.10
22	3265-2200-1MH000	\$50.00	\$100.10
24	3265-2400-1MH000	\$57.20	\$115.00



- Tested by MET Laboratories to hold up to 170lbs for 9" and up to 850lbs for 20" without failure.
- For strut channel mounting (strut not included).
- Nut and bolt included.



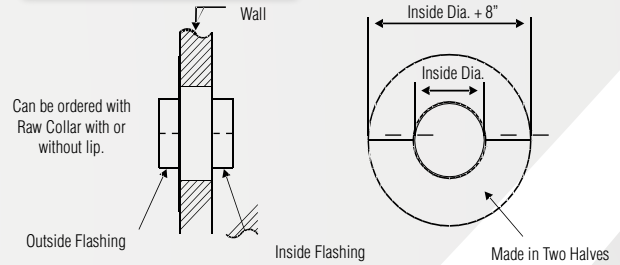
### QF Wall Flashing

Ø in	Part No.	Gauge	Galv Price	SS 304 Price
4	3238-0400-100000	20	\$41.90	\$74.10
5	3238-0500-100000	20	\$44.10	\$82.40
6	3238-0600-100000	20	\$52.70	\$92.20
7	3238-0700-100000	20	\$56.90	\$99.10
8	3238-0800-100000	20	\$59.30	\$104.20
9	3238-0900-100000	20	\$66.40	\$106.70
10	3238-1000-100000	20	\$69.90	\$111.00
12	3238-1200-100000	20	\$77.50	\$116.30
14	3238-1400-100000	20	\$80.80	\$125.70
16	3238-1600-100000	20	\$87.90	\$144.10
18	3238-1800-100000	20	\$95.30	\$169.20
20	3238-2000-100000	20	\$101.40	\$180.20
22	3238-2200-100000	20	\$108.50	\$193.90
24	3238-2400-100000	20	\$124.70	\$222.90

### Wall Flashing



- Provides cover for wall penetration.
- Ordering one Flashing provides you with both 1 inside and 1 outside flashing (4 halves).



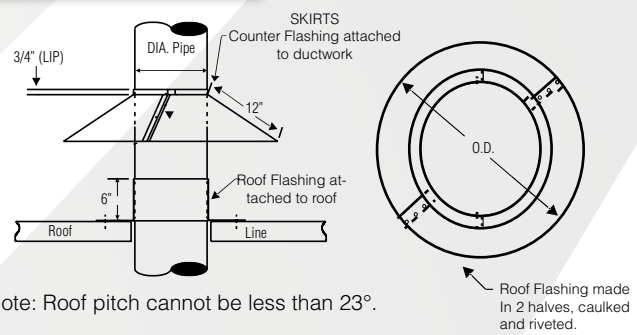
### QF Roof Flashing

Ø in	Part No.	Gauge	Galv Price	SS 304 Price
4	3237-0400-100000	20	\$41.90	\$74.10
5	3237-0500-100000	20	\$44.10	\$82.40
6	3237-0600-100000	20	\$52.70	\$86.90
7	3237-0700-100000	20	\$56.90	\$99.10
8	3237-0800-100000	20	\$59.30	\$104.20
9	3237-0900-100000	20	\$66.40	\$106.70
10	3237-1000-100000	20	\$70.00	\$111.00
12	3237-1200-100000	20	\$77.50	\$116.30
14	3237-1400-100000	20	\$80.80	\$125.70
16	3237-1600-100000	20	\$87.90	\$135.90
18	3237-1800-100000	20	\$95.30	\$169.20
20	3237-2000-100000	20	\$101.40	\$180.20
22	3237-2200-100000	20	\$108.50	\$193.90
24	3237-2400-100000	20	\$124.70	\$223.00

### Roof Flashing



- Provides cover for roof penetration.



Note: Roof pitch cannot be less than 23°.

Roof Flashing made In 2 halves, caulked and riveted.

### QF Roof Skirt

Ø in	Part No.	Gauge	Galv Price	SS 304 Price
4	3239-0400-100000	20	\$49.50	\$94.40
5	3239-0500-100000	20	\$56.10	\$108.20
6	3239-0600-100000	20	\$57.00	\$109.20
7	3239-0700-100000	20	\$67.20	\$130.80
8	3239-0800-100000	20	\$67.20	\$130.80
9	3239-0900-100000	20	\$80.10	\$152.60
10	3239-1000-100000	20	\$80.10	\$152.60
12	3239-1200-100000	20	\$110.50	\$210.30
14	3239-1400-100000	20	\$115.30	\$219.60
16	3239-1600-100000	20	\$122.50	\$235.60
18	3239-1800-100000	20	\$139.50	\$266.90
20	3239-2000-100000	20	\$153.70	\$307.00
22	3239-2200-100000	20	\$168.40	\$379.70
24	3239-2400-100000	20	\$185.80	\$421.30

### Roof Skirt



- Provides weather protection for roof penetration.

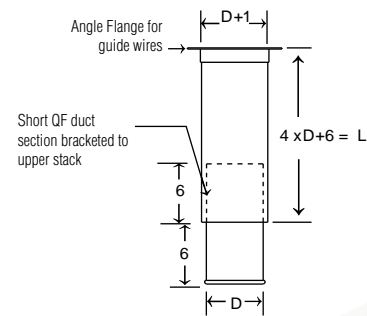
Note: Roof pitch cannot be less than 23°.

### QF No-Loss Stackhead

Ø in	Part No.	Ends	Gauge	Galv Price	SS 304 Price	Weight Galv
3	3204-0300	QF	22	\$78.00	\$176.00	4.00
4	3204-0400	QF	22	\$78.00	\$176.00	6.50
5	3204-0500	QF	22	\$81.10	\$182.30	8.00
6	3204-0600	QF	22	\$86.40	\$195.30	10.00
7	3204-0700	QF	22	\$98.80	\$222.70	14.00
8	3204-0800	QF	22	\$120.40	\$271.40	23.08
9	3204-0900	QF	22	\$133.60	\$282.60	32.00
10	3204-1000	QF	22	\$148.10	\$334.10	36.00
11	3204-1100	QF	22	\$174.00	\$392.50	39.00
12	3204-1200	QF	22	\$174.00	\$392.50	42.00
13	3204-1300	QF	20	\$206.80	\$466.70	45.00
14	3204-1400	QF	20	\$206.80	\$466.70	50.00
15	3204-1500	QF	20	\$242.60	\$547.50	56.00
16	3204-1600	QF	20	\$242.60	\$547.50	60.00
17	3204-1700	QF	20	\$329.10	\$742.70	64.00
18	3204-1800	QF	20	\$329.10	\$742.70	69.75
20	3204-2000	QF	20	\$413.80	\$933.20	79.16
22	3204-2200	QF	20	\$460.70	\$1,039.70	84.00
24	3204-2400	QF	20	\$529.80	\$1,195.60	98.56
26	3204-2600	FLANGE	20	\$636.10	\$1,239.30	118.00
28	3204-2800	FLANGE	20	\$716.90	\$1,250.10	132.05
30	3204-3000	FLANGE	18	\$778.80	\$1,328.70	143.90
32	3204-3200	FLANGE	18	\$879.40	\$1,402.50	152.83
34	3204-3400	FLANGE	18	\$899.90	\$1,572.80	160.76
36	3204-3600	FLANGE	18	\$919.30	\$1,651.50	170.81
38	3204-3800	FLANGE	18	\$1,055.90	\$1,808.80	179.81
40	3204-4000	FLANGE	18	\$1,131.00	\$1,938.40	193.25




- Used when exhausting from fans or stacks through roof.
- Eliminates back pressure on fan while providing weather protection.
- Flange for guide wire attachment.

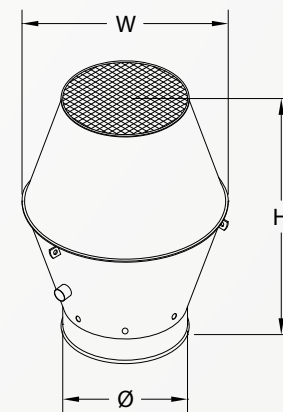


### QF Jet Cap

Ø in	Part No.	Ends	W in	H in	Gauge	Price Galv	SS Price	Weight
6	3258-0600	QF	10.12	14.40	22	\$138.30	\$312.50	14.00
8	3258-0800	QF	13.25	18.40	22	\$192.70	\$434.30	33.00
10	3258-1000	QF	16.50	22.40	22	\$237.00	\$534.60	51.00
12	3258-1200	QF	20.00	27.00	22	\$278.40	\$628.00	59.00
13	3258-1300	QF	21.50	30.00	20	\$330.90	\$746.80	63.00
14	3258-1400	QF	23.12	32.80	20	\$330.90	\$746.80	70.00
15	3258-1500	QF	24.50	34.00	20	\$388.10	\$876.00	79.00
16	3258-1600	QF	26.50	36.40	20	\$388.10	\$876.00	84.00
17	3258-1700	QF	27.70	38.00	20	\$526.50	\$1,188.30	90.00
18	3258-1800	QF	29.50	40.00	20	\$526.50	\$1,188.30	98.00
20	3258-2000	QF	32.50	44.40	18	\$662.10	\$1,493.20	111.00
22	3258-2200	QF	35.40	47.50	18	\$737.20	\$1,660.40	118.00
24	3258-2400	QF	38.60	51.50	18	\$847.80	\$1,913.00	138.00
26	3258-2600	FLANGE	42.20	55.00	18	\$1,017.80	\$1,982.90	166.00
28	3258-2800	FLANGE	45.20	59.00	18	\$1,147.00	\$2,000.20	185.00
30	3258-3000	FLANGE	48.20	63.00	18	\$1,246.10	\$2,125.90	202.00
32	3258-3200	FLANGE	51.20	67.00	18	\$1,407.10	\$2,244.00	214.00
34	3258-3400	FLANGE	54.60	71.00	18	\$1,439.90	\$2,516.50	226.00
36	3258-3600	FLANGE	58.20	74.70	18	\$1,470.80	\$2,642.50	240.00
38	3258-3800	FLANGE	61.20	79.00	18	\$1,689.40	\$2,894.10	252.00
40	3258-4000	FLANGE	64.20	83.00	18	\$1,809.70	\$3,101.40	271.00




- Prevents rain from entering ducting.
- Inner funnel piece allows rain to drain out of ductwork even when system is not running.
- Has three angle brackets for guide wire attachment.
- Installs in seconds with standard QF Clamp.

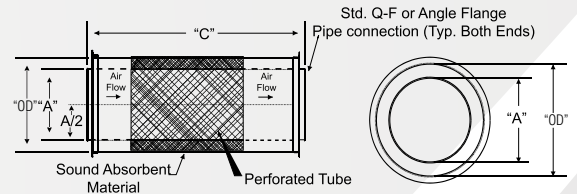


### QF Silencer

A in	OD	Part No.	Ends	Length (C) in	Gauge Housing	Galv. Price	SS 304 Price	Weight Galv
3	12	3106-0300	QF	28	20	\$469.20	\$884.40	10.00
4	12	3106-0400	QF	28	20	\$489.30	\$922.20	21.00
5	13	3106-0500	QF	28	20	\$504.90	\$951.40	35.00
6	14	3106-0600	QF	30	20	\$524.40	\$988.40	43.00
7	15	3106-0700	QF	30	20	\$613.40	\$1,156.10	54.00
8	16	3106-0800	QF	35	20	\$725.70	\$1,367.80	65.00
9	17	3106-0900	QF	40	20	\$782.00	\$1,473.70	76.00
10	18	3106-1000	QF	48	20	\$856.90	\$1,614.90	89.00
12	20	3106-1200	QF	54	20	\$889.60	\$1,676.60	104.00
14	22	3106-1400	QF	60	20	\$945.70	\$1,782.50	122.00
16	24	3106-1600	QF	64	20	\$1,072.20	\$2,020.70	176.00
18	26	3106-1800	QF	68	20	\$1,162.00	\$2,410.50	225.00
20	28	3106-2000	QF	72	20	\$1,362.50	\$2,567.90	265.00
22	30	3106-2200	QF	76	20	\$1,474.90	\$2,779.70	310.00
24	32	3106-2400	QF	80	20	\$1,603.10	\$3,021.20	406.00
26	34	3106-2600	FLANGE	80	20	\$2,405.40	\$4,533.10	546.00
28	36	3106-2800	FLANGE	80	20	\$2,423.80	\$4,568.00	600.00
30	38	3106-3000	FLANGE	80	18	\$2,473.10	\$4,660.80	678.00
32	40	3106-3200	FLANGE	80	18	\$2,546.40	\$4,798.90	700.00
34	42	3106-3400	FLANGE	80	18	\$2,572.00	\$4,847.30	770.00
36	44	3106-3600	FLANGE	80	18	\$3,064.90	\$5,776.10	897.00
38	46	3106-3800	FLANGE	80	18	\$3,132.20	\$5,903.30	974.00
40	48	3106-4000	FLANGE	80	18	\$3,154.60	\$5,945.20	1118.00



- Reduces sound levels from fans and equipment. Due to varying applications, no decibel testing has been performed on this product.

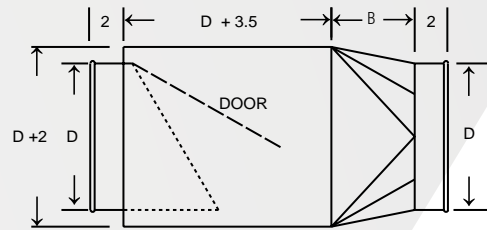


### QF In Line Back Draft Damper

Ø in	Part No.	Ends	Length in	Length B in	Gauge	Galv. Price	SS 304 Price	Weight Galv
3	3219-0300	QF	17.5	7	18	\$152.10	\$260.60	2.25
4	3219-0400	QF	18.5	7	18	\$152.10	\$260.60	3.00
5	3219-0500	QF	19.5	7	18	\$192.00	\$329.10	3.50
6	3219-0600	QF	20.5	7	18	\$226.30	\$387.80	4.00
7	3219-0700	QF	21.5	7	18	\$264.30	\$452.90	4.50
8	3219-0800	QF	22.5	7	18	\$302.40	\$518.10	5.00
9	3219-0900	QF	23.5	7	18	\$334.50	\$573.40	10.00
10	3219-1000	QF	24.5	7	18	\$370.70	\$635.30	20.00
11	3219-1100	QF	25.5	7	18	\$406.60	\$697.20	25.00
12	3219-1200	QF	26.5	7	18	\$406.60	\$697.20	30.00
13	3219-1300	QF	32.5	12	18	\$448.60	\$768.90	36.00
14	3219-1400	QF	33.5	12	18	\$448.60	\$768.90	42.00
15	3219-1500	QF	34.5	12	18	\$490.40	\$840.50	49.00
16	3219-1600	QF	43.5	20	18	\$490.40	\$840.50	59.00
17	3219-1700	QF	44.5	20	18	\$539.90	\$925.20	63.00
18	3219-1800	QF	45.5	20	18	\$539.90	\$925.20	72.00
20	3219-2000	QF	47.5	20	16	\$615.90	\$1,055.70	78.00
22	3219-2200	QF	49.5	20	16	\$762.10	\$1,306.50	85.00
24	3219-2400	QF	51.5	20	16	\$857.30	\$1,469.40	90.00
26	3219-2600	FLANGE	57.5	24	16	\$920.00	\$1,576.80	100.00
28	3219-2800	FLANGE	59.5	24	16	\$958.00	\$1,642.00	110.00
30	3219-3000	FLANGE	61.5	24	16	\$1,066.30	\$1,827.80	115.00
32	3219-3200	FLANGE	63.5	24	16	\$1,136.70	\$1,948.40	120.00
34	3219-3400	FLANGE	65.5	24	16	\$1,212.70	\$2,078.70	130.00



- Used to reduce backward air flow in the line.
- Designed for use in a horizontal line. Specify if vertical operation is required.
- **Not an explosion isolation device.**



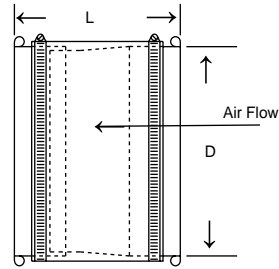
### QF Vibration Isolator ◊

Ø in	Part No.	Ends	Length (L) in	Gauge	Galv Price	SS 304 Price	Weight Galv
3	3206-0300	QF	6.5	22	\$72.20	\$123.80	1.50
4	3206-0400	QF	6.5	22	\$72.20 #	\$123.80	2.00
5	3206-0500	QF	6.5	22	\$78.50 #	\$134.40	2.30
6	3206-0600	QF	6.5	22	\$86.50 #	\$148.40	2.90
7	3206-0700	QF	6.5	22	\$96.70 #	\$165.90	3.45
8	3206-0800	QF	6.5	22	\$108.60 #	\$186.40	3.80
9	3206-0900	QF	6.5	22	\$114.00	\$195.60	4.20
10	3206-1000	QF	6.5	22	\$119.60	\$205.20	4.80
11	3206-1100	QF	6.5	22	\$180.50	\$309.40	5.10
12	3206-1200	QF	6.5	22	\$180.50	\$309.40	5.60
13	3206-1300	QF	6.5	20	\$206.80	\$354.40	6.00
14	3206-1400	QF	6.5	20	\$206.80	\$354.40	7.60
15	3206-1500	QF	6.5	20	\$252.10	\$432.40	7.10
16	3206-1600	QF	6.5	20	\$252.10	\$432.40	8.60
17	3206-1700	QF	6.5	20	\$272.40	\$467.40	9.35
18	3206-1800	QF	6.5	20	\$272.40	\$467.40	10.15
20	3206-2000	QF	6.5	20	\$292.70	\$502.00	12.40
22	3206-2200	QF	6.5	20	\$318.50	\$546.20	14.90
24	3206-2400	QF	7	20	\$366.30	\$628.10	17.60
26	3206-2600	FLANGE	10	18	\$375.50	\$1,254.80	49.28
28	3206-2800	FLANGE	10	18	\$403.20	\$1,321.50	59.00
30	3206-3000	FLANGE	10	18	\$426.90	\$1,380.60	63.43
32	3206-3200	FLANGE	10	18	\$453.00	\$1,446.50	71.90
34	3206-3400	FLANGE	10	18	\$480.10	\$1,511.30	79.40
36	3206-3600	FLANGE	10	18	\$508.90	\$1,582.90	88.50
38	3206-3800	FLANGE	10	18	\$539.70	\$1,743.00	76.20
40	3206-4000	FLANGE	10	18	\$572.20	\$1,879.20	110.40

◊ Items may take longer than standard lead times.



- Reduces vibration from the fan to the ducting system.



### QF Sliding Access Panel

Ø in	Pipe Length/ Slide Length	Access Hole	Part No.	Galv Price	SS 304 Price
6	59.25 inches/18 Inches	7 x 14	3103-0600-100000	\$115.60	\$198.20
7	59.06 inches/18 Inches	7 x 14	3103-0700-100000	\$127.80	\$226.80
8	59.06 inches/18 Inches	7 x 14	3103-0800-100000	\$134.10	\$236.30
9	58.75 inches/18 Inches	7 x 14	3103-0900-100000	\$140.00	\$254.00
10	58.75 inches/18 Inches	7 x 14	3103-1000-100000	\$146.00	\$268.50
11	58.75 inches/18 Inches	7 x 14	3103-1100-100000	\$162.30	\$304.70
12	58.75 inches/18 Inches	7 x 14	3103-1200-100000	\$167.80	\$304.70
13	58.75 inches/18 Inches	7 x 14	3103-1300-100000	\$198.70	\$374.10
14	58.75 inches/18 Inches	7 x 14	3103-1400-100000	\$198.70	\$374.10
15	58.75 inches/18 Inches	7 x 14	3103-1500-100000	\$231.80	\$436.00
16	58.75 inches/18 Inches	7 x 14	3103-1600-100000	\$231.80	\$436.00
17	58.75 inches/18 Inches	7 x 14	3103-1700-100000	\$257.00	\$496.30
18	58.75 inches/18 Inches	7 x 14	3103-1800-100000	\$257.00	\$496.30
20	58.75 inches/18 Inches	7 x 14	3103-2000-100000	\$293.10	\$575.20
22	58.75 inches/18 Inches	7 x 14	3103-2200-100000	\$320.70	\$637.70
24	58.75 inches/18 Inches	7 x 14	3103-2400-100000	\$360.80	\$726.00



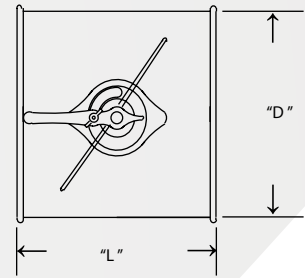
- Allows access without removal of pipe.
- Product length equals nominal pipe length.
- 6"-24" units have 7" x 14" access hole.
- Cannot be made shorter than 36".

### QF Butterfly Valve

Ø in	Part No.	Ends	Length (L) in	Gauge	Galv Price	SS 304 Price	Weight Galv
3	3208-0300	QF	8	22	\$53.70	\$121.10	1.50
4	3208-0400		8	22	\$53.70 #	\$121.10	1.65
5	3208-0500		8	22	\$54.10 #	\$121.80	2.00
6	3208-0600		8	22	\$54.60 #	\$123.20	2.40
7	3208-0700		8	22	\$57.90 #	\$130.20	3.20
8	3208-0800		13	22	\$58.20 #	\$131.50	4.10
9	3208-0900		13	22	\$59.10	\$133.70	4.85
10	3208-1000		13	22	\$59.80	\$134.90	5.45
11	3208-1100		13	20	\$63.00	\$142.10	7.00
12	3208-1200		13	20	\$63.00	\$142.10	8.40
13	3208-1300		17	20	\$72.00	\$162.10	9.75
14	3208-1400		17	20	\$72.00	\$162.10	11.85
15	3208-1500		17	20	\$77.10	\$173.90	12.70
16	3208-1600		17	20	\$77.10	\$173.90	14.20
17	3208-1700		23	20	\$83.60	\$188.80	16.10
18	3208-1800		23	20	\$83.60	\$188.80	18.00
20	3208-2000		23	20	\$94.00	\$212.20	27.75
22	3208-2200		23	20	\$104.30	\$235.60	32.40
24	3208-2400		23	20	\$120.00	\$271.00	37.90



- A standard locking quadrant handle enables users to regulate air volumes in clean air applications.
- For use only in clean air applications.

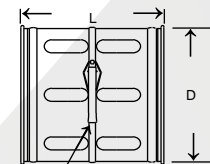


### QF Bleed-in Valve

Ø in	Part No.	Ends	Length (L) in	No. of Slots	Gauge	Galv Price	SS 304 Price	Weight Galv
3	3207-0300	QF	11	4	22	\$54.40	\$93.20	3.75
4	3207-0400		11	4	22	\$54.40	\$93.20	4.00
5	3207-0500		11	6	22	\$62.50	\$107.30	4.25
6	3207-0600		11	6	22	\$65.10	\$111.80	4.50
7	3207-0700		11	8	22	\$70.10	\$120.30	4.75
8	3207-0800		11	8	22	\$72.40	\$124.20	5.00
9	3207-0900		11	10	22	\$79.70	\$136.60	5.25
10	3207-1000		11	10	22	\$84.70	\$145.30	5.50
11	3207-1100		11	10	22	\$88.60	\$152.30	5.75
12	3207-1200		11	12	22	\$88.60	\$152.30	6.25
13	3207-1300		11	12	20	\$97.60	\$167.70	6.75
14	3207-1400		11	14	20	\$97.60	\$167.70	7.50
15	3207-1500		11	14	20	\$106.90	\$183.30	8.25
16	3207-1600		11	16	20	\$106.90	\$183.30	10.00
17	3207-1700		11	16	20	\$119.50	\$205.00	11.75
18	3207-1800		11	18	20	\$119.50	\$205.00	13.50
20	3207-2000		11	20	20	\$138.20	\$237.50	15.00
22	3207-2200		11	22	20	\$153.70	\$264.10	18.00
24	3207-2400		11	24	20	\$176.70	\$303.70	22.00



- Used to adjust airflow to balance system by introducing ambient air.



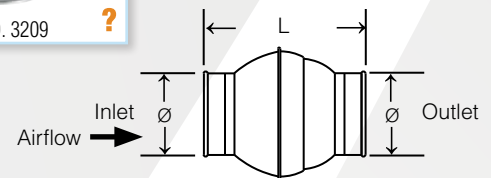
To Adjust, Loosen Clamp and Turn Outer Sleeve To Get Proper Air-flow Re-Clamp When Finished

### QF Ball Joint

Ø in	Part No.	Ends	Length (L) in	Gauge	Galv Price	Weight Galv
4	3209-0400	QF	9.50	20	\$165.80	2.10
6	3209-0600		11.75	20	\$209.50	3.85
8	3209-0800		14.00	18	\$279.20	5.00
10	3209-1000		14.25	18	\$366.60	8.95
12	3209-1200		15.25	16	\$410.20	9.25
14	3209-1400		17.50	14	\$715.60	15.70



- Allows up to 22° of movement off-center.
- Odd sizes available with 6 week lead time.
- Not available in SS.



#-Denotes an item that is returnable. See page 51 for a full listing of returnable items.

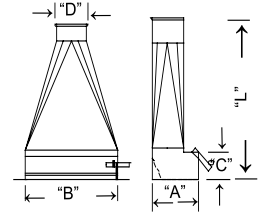


### QF Floor Sweep

Ø in	Part No.	Ends	A INCH	B INCH	C INCH	L INCH	Galv. Price	SS 304 Price	Weight (Galv)
3	3248-0300	QF	6	12	3.5	18	\$183.40	\$357.50	5.80
4	3248-0400						\$183.40 #	\$357.50	6.90
5	3248-0500						\$192.80 #	\$376.80	7.30
6	3248-0600						\$201.80 #	\$393.40	7.55
7	3248-0700						\$219.90	\$444.30	7.75
8	3248-0800						\$230.80	\$465.00	8.25
9	3248-0900						\$239.90	\$484.70	9.50
10	3248-1000						\$249.10	\$498.80	11.75
11	3248-1100						\$258.10	\$548.60	13.20
12	3248-1200						\$258.10	\$548.60	15.70



- Quick and effective floor cleaning.
- Galvanized or SS (optional) sheet metal with sturdy closing door.
- Body 22 gauge, door 14 gauge.



### QF Suction Nozzle Assembly

Ø in	Part No.	Ends	Galv. Price	SS 304 PRICE	WEIGHT (GALV)
4	3272-0400	QF	\$88.10	\$251.40	5.60



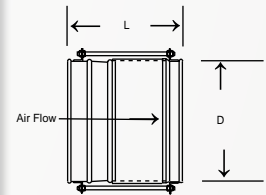
- Affix to end of hose for suction cleaning.
- 4" hose connection.

### QF Viewing Spool

Ø in	Part No.	Ends	Length (L)	Gauge	Galv. Price	SS 304 Price	Weight (Galv)
3	3205-0300	QF	12.5	22	\$251.10	\$320.00	2.50
4	3205-0400		12.5	22	\$251.10	\$320.00	3.00
5	3205-0500		12.5	22	\$257.20	\$327.70	3.50
6	3205-0600		12.5	22	\$261.40	\$333.10	4.10
7	3205-0700		12.5	22	\$278.10	\$354.40	4.60
8	3205-0800		12.5	22	\$291.70	\$371.70	5.00
9	3205-0900		12.5	22	\$320.30	\$408.20	5.45
10	3205-1000		12.5	22	\$341.30	\$435.00	6.25
11	3205-1100		12.5	22	\$374.30	\$476.90	7.10
12	3205-1200		12.5	22	\$374.30	\$476.90	8.20
14	3205-1400		12.5	20	\$408.80	\$520.90	11.25
15	3205-1500		12.5	20	\$429.80	\$547.70	14.10
16	3205-1600		12.5	20	\$429.80	\$547.70	18.25
18	3205-1800		12.5	20	\$537.90	\$596.10	22.60



- A section of acrylic glass with QF ends to view material flow.

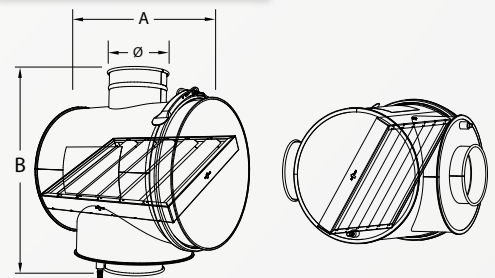


### QF Oil Mist Recycler

Ø in	Part No.	Gauge	A in	B in	Baffle Size in	Galv Price	SS 304 Price	Weight Galv
3	3192-0300	22	14	18	10 x 14	\$381.90	\$883.50	11.10
4	3192-0400	22	14	18	10 x 14	\$381.90	\$883.50	11.25
5	3192-0500	22	14	18	10 x 14	\$381.90	\$883.50	11.45
6	3192-0600	22	14	18	10 x 14	\$381.90	\$883.50	11.60
7	3192-0700	22	20	24	16 x 20	\$455.10	\$1,052.70	22.70
8	3192-0800	22	20	24	16 x 20	\$455.10	\$1,052.70	22.85
9	3192-0900	22	20	24	16 x 20	\$455.10	\$1,052.70	23.10
10	3192-1000	22	20	24	16 x 20	\$455.10	\$1,052.70	23.30
12	3192-1200	22	20	28	20 x 20	\$548.90	\$1,269.70	32.85



- Installs in vertical or horizontal applications.
- Extracts oil to minimize amount of oil flowing through entire system.
- Consists of recycler unit, molded gasket, clamp and end cap.
- 5' clear hose and hose clamp provided for drain tap.



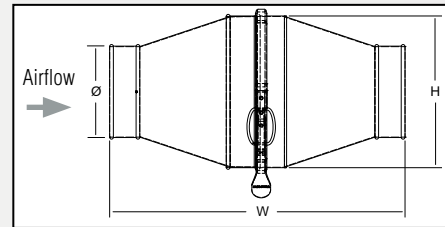
### QF In-line Spark Trap

Ø in	Part No.	Ends	H in	W in	Galv Price QF	SS 304 Price QF	Galv Price AF	SS 304 Price AF	Weight (Galv QF) LBS
4	3255-0400	QF	7	18	\$335.50	\$1156.70	\$352.70	1235.70	6
5	3255-0500		9	20	\$394.00	\$1283.00	\$412.80	1367.00	7
6	3255-0600		10	20	\$482.50	\$1474.20	\$506.10	1562.40	8
7	3255-0700		12	22	\$566.50	\$1655.60	\$591.70	1750.20	11
8	3255-0800		13	22	\$643.00	\$1820.90	\$674.20	1918.50	13
9	3255-0900		15	24	\$680.50	\$1901.90	\$715.30	1999.70	15
10	3255-1000		16	24	\$727.00	\$2002.30	\$768.40	2102.70	16
12	3255-1200		18	26	\$776.50	\$2109.20	\$830.70	2214.60	21
14	3255-1400		22	28	\$948.30	\$2480.20	\$1015.50	2591.20	26



PART NO. 3255

- Greatly reduces the possibility of fire in cyclones / collectors by decreasing the number of sparks which could reach these through the air handling system. This is accomplished by disrupting the laminar airflow to cause sparks to cool and extinguish before they can enter the dust collector / cyclone.
- No moving parts and no power required for operation.
- Velocity: 1500-5000 fpm
- Duct distance recommended: At least ten diameters from dust collector / cyclone and the source (example: 8" duct line, recommended distance is min. 80")



**NOTE:** Does not replace spark detection or explosion isolation devices. Complementary device to existing detection and suppression equipment.

- Horizontal mounting only.

## OIL MIST SYSTEM

Nordfab's Oil Mist system consists of three parts: Epoxy Caulking, Gaskets and O-rings

A leak-free duct system is largely dependent on the skill and care of the installer, so Nordfab cannot guarantee a 100% leak free system. However, if users consult the technical data (to ensure that our gasket and sealing materials will stand up to the materials being conveyed) and take care in the installation process, this system has proven that it can be 'Leak Free'.

### Leak-Free Epoxy Caulking



- Epoxy caulking.
  - Good to excellent resistance to most solvents, acids, oils, and alkalides.
- LEAK-FREE EPOXY CAULKING IS AVAILABLE ON ALL NON-LASER WELDED PARTS. 25% UPCHARGE**

Classification: 1. ASTM D-1056-68.....SBE43  
2. ASTM D-1056-85, 91, 98.....2B3

### Leak-free Molded Gasket

Ø in	Part No.	Price	Weight
4	3190-0400	\$2.00	0.02
5	3190-0500	\$2.20	0.03
6	3190-0600	\$2.40	0.04
7	3190-0700	\$3.90	0.08
8	3190-0800	\$4.10	0.09
9	3190-0900	\$4.40	0.10
10	3190-1000	\$4.80	0.11
12	3190-1200	\$7.70	0.17
14	3190-1400	\$8.20	0.23
16	3190-1600	\$9.50	0.26
18	3190-1800	\$10.60	0.28
20	3190-2000	\$11.70	0.29
22	3190-2200	\$14.50	0.31
24	3190-2400	\$15.80	0.33

Classification: 1. ASTM D-2000 M2BG510 A24 B34 E014 E034 EF11 EF21

### Leak-Free Molded Gasket




- General purpose oil resistant polymer.
- Performs well in many oil, water and hydraulic fluid applications.
- Should not be used with solvents such as acetone, MEK, ozone, chlorinated hydrocarbons, and nitro hydrocarbons.
- Temp range: -30° F to +225° F.
- No additional sizes available.

### Leak-Free O-Ring

Ø in	Part No.	Price	Weight
4	3191-0400	\$1.80	0.01
5	3191-0500	\$1.90	0.02
6	3191-0600	\$1.90	0.03
7	3191-0700	\$2.20	0.04
8	3191-0800	\$2.30	0.08
9	3191-0900	\$2.50	0.09
10	3191-1000	\$2.60	0.10
12	3191-1200	\$2.80	0.17
14	3191-1400	\$3.10	0.23
16	3191-1600	\$3.30	0.26
18	3191-1800	\$3.60	0.28
20	3191-2000	\$3.80	0.29
22	3191-2200	\$4.10	0.31
24	3191-2400	\$4.30	0.33

### Leak-Free O-Ring



- Performs well with many oils and chemicals.
- Temp range: -30° F to +225° F.
- Can't be damaged by flexing and twisting.
- This O-Ring works in conjunction with Nordfab's standard O-ring. IT DOES NOT REPLACE IT.
- Material color is grey or black with grey mark.

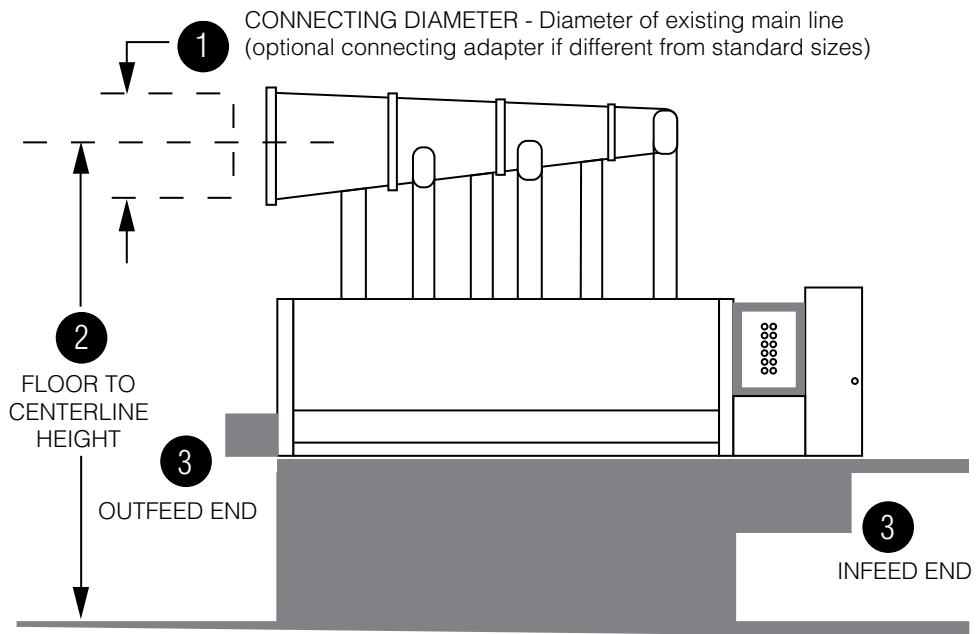
# Manifold Specification

From: \_\_\_\_\_ Date: \_\_\_\_\_

Tel: \_\_\_\_\_ Email \_\_\_\_\_


**Please provide the following information when ordering a dust collection manifold.**

- 1 Connecting Diameter? \_\_\_\_\_
- 2 Floor to Centerline Height? \_\_\_\_\_
- 3 Location of Main Line? \_\_\_\_\_ OUTFEED? INFEED? (circle one)
- 4 Number of connections \_\_\_\_\_ HARD PIPE? FLEX? (circle one)
- 5 Provide a port layout, including connection diameters.

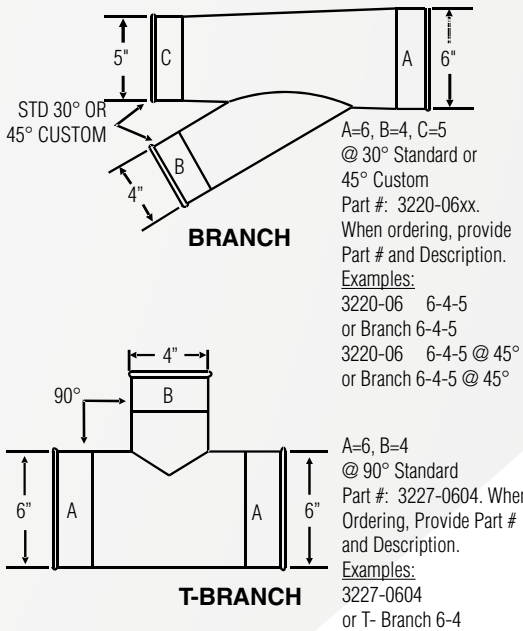


# Instructions for Using the QF Adjustable Nipple with Rubber O-Ring for Dry System

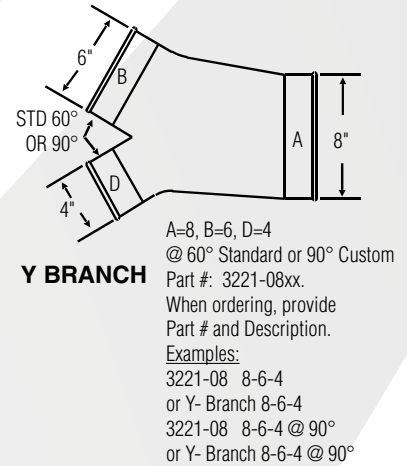
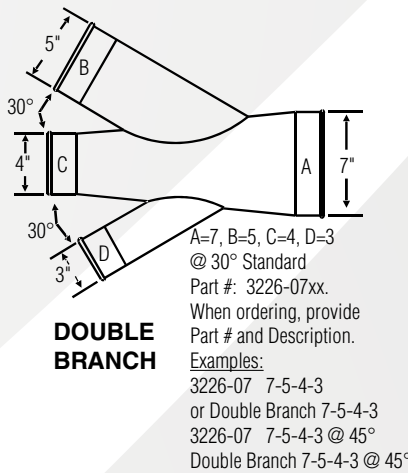
Each QF pipe section is 5 ft. in length. To accommodate an existing span, an adjustable nipple is used to shorten.



**NOTE:**  
Install cut end of Pipe in the same direction as the airflow.



## Branch Styles



## Nordfab Drawing Service

Provide Nordfab with basic information about the job:

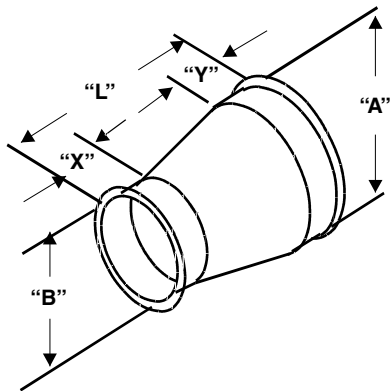
- Material conveyed
- Machine type and placement
- Recommended velocity

And Nordfab will provide you with an AutoCAD, IntelliCAD or PDF file of the drawing, complete with a list of the QF parts set forth in the drawing.

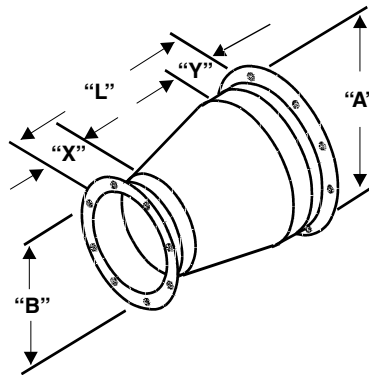
Part No.		Price
DS/MC	Drawings priced by machine connection	\$25.00/connection

\* Minimum drawing service charge of \$150.00

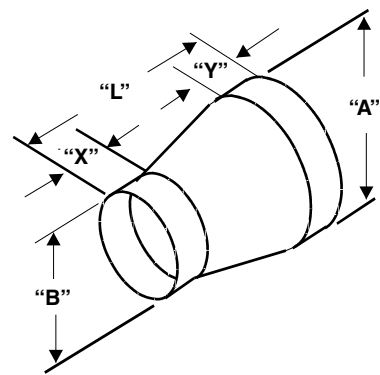
# Reducer Styles



**QF STYLE**



**FLANGED STYLE**



**RAW END STYLE**

A) Reducers are produced by the following formula:

$$\begin{aligned} \text{QF LENGTH} &= (A-B) + 6" \quad [7" \text{ MIN}] \\ \text{FL LENGTH} &= (A-B) + 8" \quad [9" \text{ MIN}] \end{aligned}$$

B) Standard material gauges as follows: (Heavier gauges available, contact Nordfab)

DIA.	GALV. GAUGE	SS GAUGE
4" - 12"	22	22
14" - 24"	20	20

NOTE: Any combination of the above styles are available upon request. Please specify all the required dimensions and all reducer end configurations (Raw ID, Raw OD Style, QF Style, Flange Style, Etc.).

Item#	Qty	"A"	Style "Q-F" "Flange" "Raw"	"B"	Style "Q-F" "Flange" "Raw"	"L" (A-B+6)	"X" STD-2"	"Y" STD-2"	Part Gauge	Flange Material	Flange Dwg	Special Notes

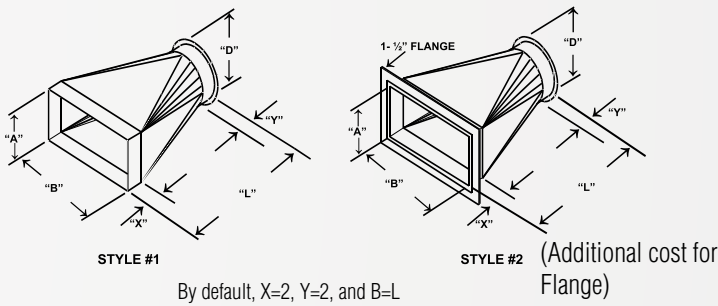


# Transition Styles

**Transition Rectangular to Round**



**Transition Square to Square**



- “L” must be at least 75% of “B” or it will be Square to Square.
- “L” of Square to Round (at least 7” minimum).  
“L” of Square to Square (4” minimum).

Built to your specifications. Please list all required dimensions and details.

Specify Rectangle End:  Flanged  Raw End I.D.  Raw End O.D.

Flange Type:  Angle Bar  Flat Bar  Sheet Metal

Specify Round End:  QF  Flanged  Hose Conn.  Raw I.D. Or O.D.

NOTE: If no hole pattern is supplied for flanges, they will be supplied “Blank” to be field drilled.  
**“L” = the greater of B or D.**

Item #	Qty.	“D”	“A”	“B”	“X” Std 2”	“Y” Std 2”	“L”	Gauge	Flange Material	Flg Dwg	Special Notes

Specify dimensions A, B, D, and L. Also available with flanged connections. Specify flange pattern. If no hole pattern is supplied for flanges, they will be supplied blank to be field drilled.

Standard flange material is 1-1/2 x 3/16” THK angle. Diameter sizes exceeding 24” will be supplied with a flange. Standard length is equal to “B” dimension, unless otherwise specified. Prices are determined by the rectangular dimension of style 1. Add for Flange on style 2.

**NOTE: Square to square transitions are made when the customer’s specified length is less than 75% of the “B” dimension.**

# Installation Tips



## STEP ONE: Make Sure Your Shipment is Complete and Undamaged.

Nordfab ships most orders FOB Nordfab or "Free On Board." **This means that it is your responsibility to ensure that the materials you receive do not have freight damage and that the carrier has delivered all the boxes in your shipment.**

Inspect all boxes for outward damage BEFORE signing for receipt. The boxes should be strapped to a pallet, and not be crushed, torn, or otherwise damaged. **If you find damage, either refuse the shipment or note the issue on the receipt you sign. Unless you do this, any future claims will be virtually impossible to collect.**

Additionally, before signing for your shipment, ensure that all boxes are accounted for. You can find the number of boxes in a shipment by checking the delivery receipt the driver will ask you to sign. Again, note any discrepancies before signing. **IMPORTANT SAFETY NOTE:** Beware of the sharp metal staples used to seal the shipping boxes.

### Useful Tools and Important Safety Information:

#### Always use proper safety equipment when installing Quick-Fit

- Work Gloves.
- Safety Helmet
- File
- Level
- Eye & Ear Protection
- Cutting Device
- Scaffolding
- Plumb

## STEP TWO: Understanding the Packing Documents.

Nordfab packs boxes with the goal of reducing shipping costs, not in the order the parts are needed. Do not simply tear into the boxes and begin removing parts. At least one box on each order will contain Nordfab's "Packing List." Locate these documents before opening any boxes as it will give you details as to what is in each box. Avoid opening a box until you need its contents, to reduce the chance of parts being lost or damaged on site. If you have any problems, call your dealer as he is in the best position to rectify any problems with your particular order. Have all packing documentation with you when you call.

## STEP THREE: Preparing to Install Your Ducting.

It is important for the installer to understand the layout that the system designer planned for the ducting. Follow all local codes and regulations and note loading capabilities of structures to ensure the ducting is properly supported and that the building can carry the ducting system. If your installer doesn't understand the layout, he will not have all the parts necessary to complete the job. If you do not have a clear understanding or drawing of the system you are about to install, please call the person who designed the system before you begin work.



## STEP FOUR: Laying out the duct.

Begin by laying the system out on the floor below where it will hang. Remember that two parts that connect will often not be in the same box, so this step dramatically reduces the time it takes to complete the job once the installation begins.

**NOTE:** This is the step where you could possibly find that you do not have all the parts necessary to complete the job. In that case, contact your dealer immediately so that he can get a head start on getting the needed parts to you as well as help you verify that your layout matches the one planned by the system designer.

## STEP FIVE: The Adjustable Nipple.

One of the most important benefits of Quick-Fit™ is that it is not necessary to take exact measurements before cutting each piece of pipe. The Adjustable Nipple is an 11-inch section of pipe that has a slightly larger diameter than a standard QF duct.

## STEP SIX: Supporting Your Ductwork.

Nordfab has a variety of duct hanging devices, but it is your responsibility to ensure the safety of all ducting. Please check with local agencies to ensure that your ducting is supported in a way that meets local codes. When determining the weight that your ceiling and hangers must support, always allow for the ducting being 100% clogged with whatever material is being conveyed.

## STEP SEVEN: Pre-Stretch Your Clamps.

Nordfab QF clamps are designed to provide a tight seal, which means that they also require some pressure to close. By pre-stretching the clamp around the rolled edge of a single piece of pipe, you can make it much easier to close when you connect two pieces together.

## STEP EIGHT: Clamp As Many Parts Together As Possible on the Ground.

It is much faster and easier to close the clamps on stable ground than on a scaffold. Therefore, many installers connect two or three pieces of ductwork together on the floor before lifting them into place.



## STEP NINE: Use the Cotter Pins.

After closing each clamp, install one of the enclosed cotter pins into the hole as shown. This ensures that the clamp cannot come open unexpectedly. Install the cotter pin as soon as a clamp is closed and beware of clamps until the cotter pin is safely installed.

**IMPORTANT SAFETY NOTE:** On very rare occasions, unpinned clamps can spring open unexpectedly which can cause the pipe to drop. Additionally, the handles on unpinned clamps have been known to cause injury when they sprang open.

# "QF" PARTS LIST TAKE-OFF WORKSHEET

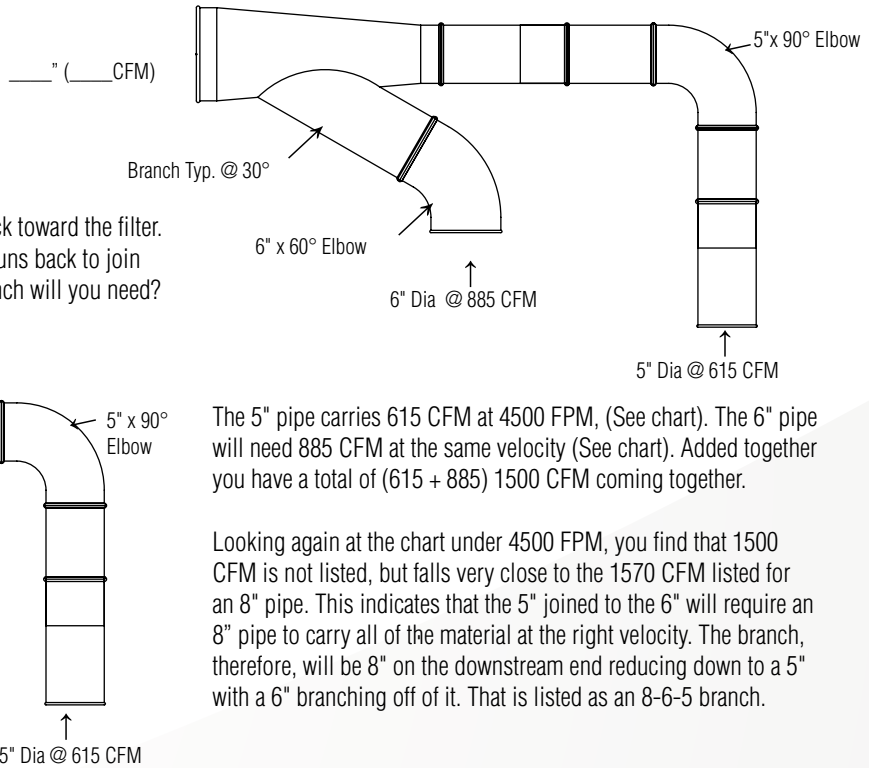
Your Name: \_\_\_\_\_ Fax: \_\_\_\_\_ Phone: \_\_\_\_\_ Project: \_\_\_\_\_ Date: \_\_\_\_\_ Page \_\_\_\_\_ of \_\_\_\_\_

QF DIA.	PIPE 5'0" LONG (3" - 39")	ADJ. NIPPLE INCL O-RING	ELBOWS			BLAST GATES	FLOOR SWEEP	MACHINE ADAPTOR STAND. IS QF TO ID	FLEX HOSE ADAPT.	QF CLAMP	PIPE HANGER	FLEX HOSE RUBBER OR STEEL	FLEX HOSE CLAMP	MISC. FITTINGS (REDUCERS, ADAPTORS, TRANSITIONS, ANY FITTINGS THAT CAN NOT BE SPECIFIED ELSEWHERE)	BRANCH, DOUBLE BRANCH & Y BRANCH				
			90°	60°	45°										30°	A	B	C	D
3"																			
4"																			
5"																			
6"																			
7"																			
8"																			
9"																			
10"																			
11"																			
12"																			
13"																			
14"																			
15"																			
16"																			
17"																			
18"																			
20"																			
22"																			
24"																			

# Sizing a QF Pipe System

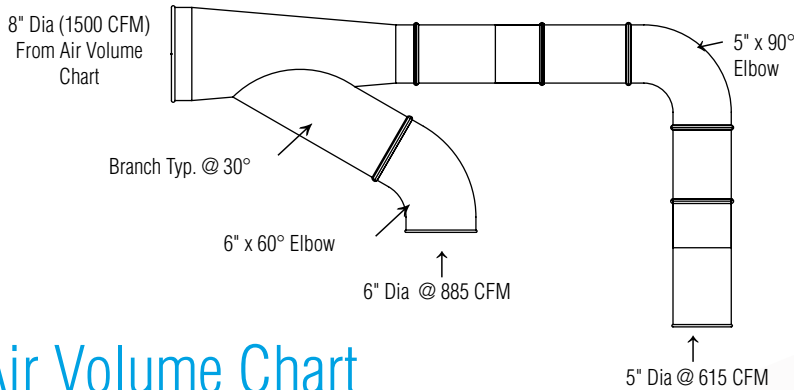
Nordfab offers assistance to those salespeople and customers who have never designed a piping system. We can assist you in determining the correct pipe size and configuration that will supply you with the correct flow. Please call an Inside Sales Representative for assistance.

EXAMPLE: Always work from your machines back toward the filter. Suppose that you have a 5" drop that rises and runs back to join with a 6" drop as sketched above. What size branch will you need?



The 5" pipe carries 615 CFM at 4500 FPM, (See chart). The 6" pipe will need 885 CFM at the same velocity (See chart). Added together you have a total of (615 + 885) 1500 CFM coming together.

Looking again at the chart under 4500 FPM, you find that 1500 CFM is not listed, but falls very close to the 1570 CFM listed for an 8" pipe. This indicates that the 5" joined to the 6" will require an 8" pipe to carry all of the material at the right velocity. The branch, therefore, will be 8" on the downstream end reducing down to a 5" with a 6" branching off of it. That is listed as an 8-6-5 branch.



## Air Volume Chart

### USING THE CFM/ FPM CHART

This chart allows you to choose the correct pipe size for the CFM that is required. Different materials need to be conveyed at different velocities to prevent the material from falling out of the air stream.

For example, wood chips and saw dust flow well at 4500 feet per minute. Referring to the chart, a 4" pipe will convey 395 CFM at 4500 FPM. This indicates that a 4" pick-up on a machine will use 395 CFM from the filtering system.

Or working in reverse, if you know that a machine will require approximately 400 CFM to remove the waste, then you should design a 4" pipe for the application.

DUCT Ø	AIR VOLUME IN DUCTS IN CUBIC FEET PER MINUTE (CFM)										
	VELOCITY IN FEET PER MINUTE (FPM)										
	2000	2500	3000	3500	4000	4500	5000	5500	6000	6500	7000
3	100	125	150	170	195	220	245	270	295	320	345
4	175	220	260	305	350	395	440	485	525	570	615
5	275	340	410	475	545	615	680	750	820	885	955
6	395	490	590	685	785	885	980	1080	1180	1275	1375
7	535	670	800	935	1070	1205	1335	1470	1605	1735	1870
8	700	875	1050	1220	1395	1570	1745	1920	2095	2270	2445
9	885	1105	1325	1545	1765	1990	2210	2430	2650	2870	3090
10	1090	1365	1635	1910	2180	2455	2725	3000	3270	3545	3820
11	1320	1650	1980	2310	2640	2970	3300	3630	3960	4290	4620
12	1570	1965	2355	2750	3140	3535	3925	4320	4710	5105	5500
13	1850	2300	2770	3225	3685	4150	4610	5070	5530	5990	6450
14	2140	2675	3205	3740	4275	4810	5345	5880	6415	6950	7485
15	2450	3070	3680	4300	4900	5520	6130	6750	7360	7970	8590
16	2790	3490	4190	4885	5585	6285	6980	7680	8380	9075	9775
17	3150	3940	4730	5515	6300	7090	7880	8670	9450	10240	11030
18	3535	4420	5300	6185	7070	7950	8835	9720	10600	11485	12370
20	4365	5455	6545	7635	8725	9815	10910	12000	13090	14180	15270
22	5280	6600	7920	9240	10560	11880	13200	14520	15840	17160	18480
24	6285	7855	9425	10995	12655	14315	15710	17280	18850	20420	21995
26	7370	9210	11055	12900	14740	16580	18420	20270	22110	23950	25800
28	8550	10685	12820	14960	17100	19230	21310	23500	25650	27780	29920
30	9800	12260	14700	17170	19625	22080	24530	26990	29440	31890	34350
32	11160	13950	16750	19541	22330	25120	27910	30700	33490	36302	39070
34	12600	15755	18905	22055	25210	28360	31510	34660	37810	40965	44115
36	14130	17665	21195	24730	28260	31800	35325	38860	42390	45925	49455
38	15745	19680	23615	27550	31490	35425	39360	43295	47230	51170	55100
40	17445	21800	26170	30530	34890	39250	43610	47975	52330	56700	61055

# Shipping Details

## LTL (Less Than Truckload) Shipments



*LTL carriers have “minimum” charges. So one or two parts in a box may be the most economical and safest way to package them.*

- LTL carriers have a minimum charge of all orders less than 150 pounds. So when you order one or two parts, you may be surprised when they arrive strapped to a whole pallet or in one very large box. We have found that this method reduces the instances for damage – without increasing the costs.
- While it is possible and economical to strap items to the top of large boxes, it is not standard practice for two reasons:
  - a) The instance of damage increases dramatically.
  - b) We can easily load these boxes at our level docks. However, customers have found it very difficult to unload trucks at the job site where there is no guarantee of a level dock or an experienced forklift driver.



*Oversized or loose items can affect shipping rate.*

- Sometimes it is possible and safe to stack items or boxes on top of our standard cartons, so we can use this method to save shipping costs. HOWEVER, it is up to you to let us know when this stacking is unacceptable and it is up to you to work with the freight companies to get reimbursement for any damaged items.
- There is an additional charge for any item that is too large to fit on a standard pallet. This includes loose items not attached to any pallet. Also, we know from experience that having an item “hang over” the edges of the pallet is a recipe for freight damage, so we use larger pallets (at the higher rate) when necessary. NOTE: a standard skid is 40" X 48" X 65" tall.
- When possible, Nordfab “nests” smaller pipe inside larger pipe to save space. We have learned from experience that this is not always practical. If the smaller diameter pipe is dramatically smaller than the pipe it nests into, or if the smaller pipe is flanged, then there is a high probability that both pipes will be damaged in shipment.
- Occasionally dealers send several different orders to the same address on the same day. You can save money by having Nordfab package multiple orders onto a single pallet. The individual boxes will be marked with the order number. This multiple packaging can cause confusion on site, so it is not our standard practice. If you want multiple orders packaged together it must be noted on your purchase order **FOR ALL ORDERS TO BE PACKAGED TOGETHER.**
- NOTE, you may be able to save even more on shipping if you instruct us NOT to separate the orders. For example, if pipe for three different orders is nested together, it takes up much less room than having three sets of pipe separated into separate compartments. However, this method requires the parts to be separated on site.
- No LTL shipment should exceed more than SIX pallets or our discount is eliminated and an expensive “flat rate per mile” fee is charged. For this reason, if your order contains more than six pallets, we will split it into multiple shipments or use a dedicated trucking company. Splitting up shipments causes a bit of extra paperwork for us, and you’ll need to inform the people who receive your shipments on site. But the extra work is worth the savings.

### UPS Shipments

- Unlike standard LTL shipments, UPS does charge by the size of the box, so Nordfab always cuts boxes down as small as practical when shipping via UPS.
- The largest pipe we can ship economically via UPS is 14". The largest elbow is a 14" 90° elbow.
- The largest volume box we can ship economically via UPS is 24" X 24" by 24".
- When you need next day delivery, specify WHEN you need the item on site. There are three levels of UPS Red service for most shipping points (delivered by 8:30am, 10:30am, or 5:00pm). The later the delivery, the less the cost. Nordfab’s default is 10:30am. If you need the product earlier - or can accept it later- please let us know. If you don’t need the part until the afternoon, it is slightly cheaper.



*It is possible to stack some items on top of boxes, but it can lead to damage and problems when unloading the shipment.*



*Nested Pipe*

*Nordfab packages items in the most economical manner, based on experience.*



# Quick-Fit™ Products Conditions of Sale

## GENERAL CONDITIONS OF SALE

The Terms and Conditions of acceptance of sale as set forth herein, Nordfab, LLC (Nordfab's Order Acknowledgment and all drawings, specifications, and descriptions, if any, and any other documents attached hereto or transmitted herewith and incorporated herein by reference, constitute the entire agreement between Nordfab and the Buyer (hereinafter "the Agreement"). Nordfab's acceptance of Buyer's order is expressly conditioned upon Buyer's consent to the Terms and Conditions set forth herein. In no event shall any conflicting or different terms in Buyer's order become part of this Agreement unless Nordfab explicitly agrees to such in writing or expressly incorporates such terms into this Agreement. The failure of Nordfab to object to any provision in conflict with these Terms and Conditions whether contained in Buyer's purchase order or otherwise, shall not be construed as a waiver of the provisions of the Agreement or the Terms and Conditions contained herein nor as an acceptance thereof. Any prior oral or written statements or proposals provided by Nordfab are preliminary only unless otherwise agreed and confirmed in writing. If any of the terms and conditions contained in any prior oral or written statements or proposals by Nordfab conflict with these General Terms and Conditions of Sale, these General Terms and Conditions of Sale shall prevail.

This Agreement is deemed to be executed and performed in the State of North Carolina, and shall be governed, construed, and enforced in accordance with the laws of the State of North Carolina, excluding that State's conflict of law principles, as to all matters arising out of or relating to this Agreement. Nordfab and the Buyer exclude the application of the 1980 United Nations Convention on Contracts for the International Sale of Goods if otherwise applicable. In the event of any controversy, claim, or dispute between Nordfab and Buyer arising out of or relating to this Agreement, such controversy, claim, or dispute shall be tried exclusively in the General Court of Justice, Superior Court Division for the State of North Carolina with venue being in Davidson County, North Carolina. If any provision of this Agreement is held to be illegal, invalid or otherwise unenforceable in a judicial proceeding, then such provision shall be severed and shall be inoperative provided that the fundamental terms and conditions of this Agreement remain legal and enforceable, the remainder of this Agreement shall remain operative and binding on Nordfab and Buyer.

## LIMITED WARRANTY

Nordfab warrants that the products sold hereunder conform to any applicable drawings and specifications attached hereto and will be free from any defects in material and workmanship which become apparent under normal use. This limited warranty applies to the original Buyer only and is non-transferrable. To make a claim under this limited warranty, Buyer must give written notice to Nordfab within a period of 12 months from the date of installation or 12 months from the date of shipment, whichever period first expires. If, within that period, Nordfab receives from Buyer written notice of any alleged defect in or non-conformance of any product covered by this limited warranty and if, in Nordfab's sole judgment, the product does not conform with this limited warranty, then Buyer shall, at Nordfab's request, return the part or product F.O.B. Nordfab's shipping point. Nordfab, at its sole option and expense, shall then repair or replace the defective part or product or repay Buyer the full price paid for such part or product. Dismounting of defective or nonconforming parts and remounting of any repaired or replaced parts is at Buyer's sole expense. This Limited Warranty, as it relates to the delivery of spare parts or replacement for non-conforming parts, expires when the limited warranty for the original product or equipment expires. Any repayment of purchase price shall be without interest. NORDFAB'S SOLE RESPONSIBILITY, AND BUYER'S EXCLUSIVE REMEDY HEREUNDER, SHALL BE LIMITED TO SUCH REPAIR, REPLACEMENT, OR REPAYMENT OF THE PURCHASE PRICE AS ABOVE PROVIDED. NO OTHER WARRANTIES, EXPRESS, STATUTORY, OR IMPLIED, ARE MADE AND ANY AND ALL IMPLIED WARRANTIES OF MERCHANTABILITY, QUALITY, OR FITNESS FOR PARTICULAR PURPOSE ARE EXPRESSLY DISCLAIMED. This limited warranty does not cover and Nordfab makes no warranty with respect to:

- A) failures not reported to Nordfab within the warranty period specified above;
- B) failure or damage due to misapplication, abuse, improper installation or abnormal conditions of any kind, including, but not limited to, temperature, dirt or other corrosive matter;
- C) failures due to operation, either intentional or otherwise, above rated capacities or in an otherwise improper manner;

## ORDERING NOTES:

Unless specified, 3" through 24" is QF, over 24" is flanged. Data is subject to change without notice. Stainless steel components requiring flanges will be supplied with SS flanges unless otherwise specified. Stainless steel components are manufactured with No.304 SS. [Call for SS 316 Prices] Adding "SS" after standard part numbers specifies a SS part. For special parts or items to be custom manufactured, call for quotation.

- D) products which have been in any way tampered with or altered by anyone other than an authorized representative of Nordfab;
- E) products damaged in shipment or otherwise without fault of Nordfab;
- F) expenses incurred by Buyer in an attempt to repair, rework, or replace any alleged defective product; and
- G) defects in material and workmanship which are attributable to drawings and specifications provided by Buyer.

## TERMS OF PAYMENT

Unless agreed to in writing by Nordfab's Sales Manager, the terms of this Agreement are NET 30. If the full purchase price is not paid by Buyer NET 30, then interest shall accrue at the rate of 1.5% per month. Buyer agrees that if Nordfab is required to bring suit to collect any sums due Nordfab under this Agreement, then Buyer shall be responsible for all costs and expenses incurred by Nordfab, including but not limited to Nordfab's reasonable attorney's fees.

## CLAIMS FOR SHORTAGES

Any claims for loss, breakage (obvious or concealed), or shortage are Buyer's sole responsibility and should be made to the carrier immediately. Nordfab will render Buyer reasonable assistance in securing satisfactory adjustment of such claims. Any notice of shortages or other errors must be made in writing to Nordfab within 15 days after receipt of shipment. Failure to give such notice shall constitute unqualified acceptance of the product and a waiver by Buyer of all claims against Nordfab for loss, breakage or shortage. Risk of loss for damage to products sold under this Agreement passes to Buyer when the carrier takes custody of any of the products purchased under this Agreement regardless of who pays shipping costs.

## LIMITATION OF LIABILITY

Nordfab's sole responsibility and Buyer's sole and exclusive remedy with respect to any alleged breach of the limited warranty, as set forth above, or any other claim under this Agreement shall be limited to repair, replacement or repayment of the purchase price at Nordfab's sole discretion. Nordfab's total responsibility for any and all claims, damages of any nature, losses, liabilities or costs of corrective efforts, including, but not limited to, those relating to any limited warranty or claim arising out of or related to performance of this Agreement or the products covered hereunder or the performance thereof shall not exceed the total purchase price of the product(s) covered by this Agreement. IN NO EVENT SHALL NORDFAB BE LIABLE FOR ANY SPECIAL, INDIRECT, INCIDENTAL, OR CONSEQUENTIAL DAMAGES OF ANY CHARACTER, INCLUDING, BUT NOT LIMITED TO, LOSS OF USE OF PRODUCTION FACILITIES OR EQUIPMENT, LOST PROFITS, PROPERTY DAMAGE, EXPENSE INCURRED IN RELIANCE ON NORDFAB'S PERFORMANCE HEREUNDER, OR LOST PRODUCTION, WHETHER SUFFERED BY BUYER OR ANY THIRD PARTY. Nordfab specifically disclaims all liability for any and all costs, claims, demands, charges, expenses or other damages, either direct or indirect, incident to all property damages arising out of any cause of action based on strict liability.


## RETURN GOODS AUTHORIZATION

To return products to Nordfab, dealers must fill out an RGA Worksheet. The RGA can be requested from Nordfab's Sales Department. Each RGA must be filled out completely. Absolutely no shipments will be accepted by Nordfab without an RGA. Shipments without RGAs will be returned to shipper at shipper's expense. No RGA will be issued for any order more than 90 days from the original ship date. If issued, an RGA is valid for 30 days from date of issue. Nordfab products must be received at our designated return point factory within that 30 days in order for the dealer to receive credit. Only restockable items may be returned to Nordfab. Restockable items are identified in Nordfab's price list with a pound sign ("#") after the list price. All other items are considered custom or special order and are nonreturnable. Nordfab reserves the right to limit return quantities. All returned goods must be shipped freight prepaid. All Nordfab ductwork must be shipped vertically with rolled edge down to avoid incurring out-of-round damage during shipping. There is a 25% restocking charge for all returned goods. All components must arrive in "as-new" sellable condition. Damage and "white rust" occur over time at job sites, which may cause the items to not be sellable. Final determination of sell ability will be determined by Nordfab, at its sole discretion.



# Don't miss out on all the ways Nordfab can help you market Quick-Fit

Take advantage of our online resources at [DuctingSystems.com](http://DuctingSystems.com):



Product Catalog  
Part no. 3610-0400-206000




Applications



Clampdown Sheet  
Part no. 3610-0400-400000




How to Design a System



Product Technical Data



Oil Mist System



Pipe Hangers



Nordfab Drawing Service



Manifold Spec. Sheet



Applications Brochures

View our 2 minute Quick-Fit video also available on our website

## Your Local Ducting Expert:

Air Cleaning Specialists, Inc.  
826 Horan Drive  
Fenton, MO 63026  
PH: 866-455-2130  
FAX: 800-922-5040  
EMAIL: [info@ductingsystems.com](mailto:info@ductingsystems.com)  
WEBSITE: [DuctingSystems.com](http://DuctingSystems.com)